



**Republic of the Philippines
COMMISSION ON AUDIT
Commonwealth Avenue, Quezon City**

ANNUAL AUDIT REPORT

on the

**MINDANAO STATE UNIVERSITY
Tawi-Tawi College of Technology and
Oceanography
Bongao, Tawi-Tawi**

For the Year Ended December 31, 2021



Republic of the Philippines
COMMISSION ON AUDIT
Bangsamoro Autonomous Region in Muslim Mindanao
OFFICE OF THE SUPERVISING AUDITOR
BARMM Team 4, Audit Group H – SUCs, WD & other SAA
MSU Main Campus, Marawi City




June 08, 2022

MARY JOYCE Z. GUINTO-SALI, Ph.D

Chancellor

MSU-TCTO

Bongao, Tawi – Tawi



Dear **Chancellor Sali**:

We are pleased to transmit the Annual Audit Report on the audit of accounts and operations of the Mindanao State University – Tawi-Tawi College of Technology and Oceanography, Bongao, Tawi-Tawi for the year ended December 31, 2021 in compliance with Article IX-D of the Philippine Constitution and pertinent provisions of Presidential Decree (PD) No. 1445, otherwise known as the Government Auditing Code of the Philippines.

The audit was conducted in accordance with the Philippine Public Sector Standards on Auditing (PPSSA) to: (a) ascertain the level of assurance that may be placed on management's assertions on the financial statements; (b) determine the propriety of transactions as well as the extent of compliance with applicable laws, rules and regulations; (c) recommend agency improvement opportunities; and (d) determine the extent of implementation of prior years' audit recommendations. We believe that it provided reasonable basis for the results of the audit.

The attached Reports consists of the Independent Auditor's Report, the audited Financial Statements, the Observations and Recommendations, which were discussed with concerned officials and staff, and the Status of Implementation of Prior Years' Audit Recommendations.

We expressed an unqualified opinion on the fairness of presentation of the financial statements of the College for the year ended December 31, 2021 as stated in the Independent Auditor's Report in Part I of the report.

The significant findings that need immediate actions are as follows:

1. The accompanying Notes to Financial Statements (FS) of the University for the CY 2021 are not fully compliant with the disclosure requirements of the International Public Sector Accounting Standards (IPSAS) 1; thus, the presentation of the FS and its accompanying Notes did not adequately provide its users with relevant information in understanding the Agency's financial position, performance and cash flows.


2. For the CY 2021, contract documents for infrastructure projects with all of its supporting documents and purchase orders issued for supplies and materials were not furnished to the Auditor's office within five (5) working days from the date the contract was perfected and purchase orders were issued in violation of the provisions of Sections 3.1.1 and 3.2.1, respectively of COA Circular No. 2009-001, resulting to delay of the Audit Team in conducting review and in informing Management of defects/deficiencies, if any and delay in informing the Technical Audit Specialist (TAS) assigned in the auditing unit/cluster or to the Regional Technical Services Office (RTSO), as the case may be, for inspection so that 100% completed project could be turnover by the contractor and accepted by the Management.

The other audit findings together with the recommended courses of action which were discussed by the Audit Team with concerned Management officials and staff during the exit conference on April 19, 2022 are discussed in detail in Part II of the report.

We request that the recommendations be promptly implemented and we would appreciate being informed of the actions taken thereon within sixty days (60) days from receipt hereof, using the prescribed format of the attached copy of the Agency Action Plan and Status of Implementation Form (AAPSIF) pursuant to Section 91 of the General Appropriations Act (GAA) for Fiscal Year (FY) 2021 (RA 11518), by filling up the attached Agency Action Plan and Status of Implementation (AAPSI) form as required under COA Memorandum No. 2014-002 dated March 18, 2014

We express our appreciation for the support and cooperation extended to the Audit Team by the officials and employees of the University.

Very truly yours,


ATTY. ALEXANDER B. MITMUG, CPA
State Auditor IV
OIC- Supervising Auditor

Copy furnished:

1. *The President, Republic of the Philippines*
2. *The Vice-President, Republic of the Philippines*
3. *The Senate President, Senate of the Philippines*
4. *The Speaker, House of Representatives*
5. *The Chairperson, Senate Finance Committee*
6. *The Chairperson, Appropriations Committee*
7. *The Secretary, Department of the Budget and Management*
8. *Governance Commission for GOCC*
9. *Presidential Management Staff, Office of the President*
10. *National Library (soft copy)*
11. *University of the Philippines (UP) Law Center (soft copy)*
12. *COA Commission Central Library (soft copy)*

**MINDANAO STATE UNIVERSITY
TAWI-TAWI COLLEGE OF TECHNOLOGY AND OCEANOGRAPHY
Bongao, Tawi-Tawi**

AGENCY ACTION PLAN and STATUS OF IMPLEMENTATION

Audit Observations and Recommendations

CY 2021 Annual Audit Report

As of _____, 2022

Ref.	Audit Observation	Audit Recommendation	Agency Action Plan				Status of Implementation	Reason for Partial/Delay/ Non-Implementation, if applicable	Action Taken/ Action to be Taken
			Action Plan	Person/ Dept. Responsible	Target Implementation Date				
					From	To			

Agency Sign-off:

Name and Position of Agency Officer

Date

Note:

Status of Implementation may either be (a) Fully Implemented, (b) On-going, (c) Not Implemented, (d) Partially Implemented, or e) Delayed.



Republic of the Philippines
COMMISSION ON AUDIT
Bangsamoro Autonomous Region in Muslim Mindanao
OFFICE OF THE AUDIT TEAM LEADER
BARMM Team 4, Audit Group H – SUCs, WD & other SAA
MSU-TCTO, Bongao, Tawi-Tawi



May 04, 2022

ATTY. ALEXANDER B. MITMUG, CPA

State Auditor IV

OIC-Supervising Auditor

Audit Group H – SUCs, WDs and OSAs

MSU Main Campus, Marawi City

Dear **Atty. Mitmug**:

In compliance with Section 2, Article IX-D of the Philippines Constitution and pertinent sections of Presidential Decree No. 1445, we conducted a comprehensive financial and compliance audit on the accounts and operations of Mindanao State University – Tawi-Tawi College of Technology and Oceanography, Bongao, Tawi-Tawi for the year ended December 31, 2021.

The audit consisted of review of operating procedures, evaluation of the programs and projects, interview of concerned government officials and employees, verification, reconciliation, analysis of accounts and reports and such other procedures considered necessary.

The audit was conducted in accordance with Philippine Public Sector Standards on Auditing (PPSSA) and we believe that it provided reasonable basis for our audit opinion.

We rendered unqualified opinion on the fairness of presentation of financial statements as of December 31, 2021, for reasons as stated in the Independent Auditor's Report.

Very truly yours,

ARSAGGAR L. UMABONG, CPA

State Auditor I

OIC-Audit Team Leader

LIST OF ACRONYMS

AAPSIF	- Agency Action Plan and Status of Implementation Form
AAR	- Annual Audit Reports
AO	- Accountable Officer
AOM	- Audit Observation Memoranda
APMT	- Action Plan Monitoring Tool
BARM	- Bangsamoro Autonomous Region in Muslim Mindanao
BIR	- Bureau of Internal Revenue
BP	- Batas Pambansa
CHED	- Commission on Higher Education
CDR	- Cash Disbursement Record
CkDR	- Check Disbursement Record
CRR	- Check/Cash Receipts Record
CO	- Capital Outlay
COA	- Commission on Audit
CY	- Calendar Year
DBM	- Department of Budget and Management
DOF	- Department of Finance
DV	- Disbursement Vouchers
FOI	- Freedom of Information
FS	- Financial Statements
FY	- Fiscal Year
GAA	- General Appropriation Act
GAAM	- Government Accounting and Auditing Manual
GAD	- Gender and Development
GAD AR	- GAD Accomplishment Report
GFPS	- GAD Focal Point System
GIF	- General Insurance Fund
GOCCs	- Government Owned and Controlled Corporations
GPB	- GAD Plan and Budget
GSIS	- Government Service Insurance System
HDMF	- Home Development Mutual Fund
IPSAS	- International Public Sector Accounting Standards
IRRBAM	- Integrated Results and Risk-Based Audit Manual
IRR	- Implementing Rules and Regulations
ISSAIs	- International Standards of Supreme Audit Institutions
ITR	- Income Tax Return
MOOE	- Maintenance and Other Operating Expenses
NCA	- Notice of Cash Allocations
NEDA	- National Economic Development Authority
NFS	- Notes to Financial Statements
NGAS	- New Government Accounting System
NGAs	- National Government Agencies
NS	- Notices of Suspensions

Pag-IBIG	- Pagtutulungan para sa Kinabukasan: Ikaw, Bangko, Industriya at Gobyerno
PD	- Presidential Decree
PCW	- Philippine Commission on Women
PCR	- Petty Cash Register
PFRS	- Philippine Financial Reporting Standards
PHIC	- Philippine Health Insurance Corporation
PO	- Purchase Order
PPAs	- Projects/Programs/Activities
PPE	- Property, Plant and Equipment
PPSSA	- Philippine Public Sector Standards on Auditing
PPMP	- Project Procurement Management Plan
PS	- Personnel Services
PWD	- Persons with Disability
R.A.	- Republic Act
RTSO	- Regional Technical Services Office
SCBAA	- Statement of Comparison of Budget and Actual Amounts
SIPYAR	- Status of Implementation of Prior Year's Audit Recommendations
TAS	- Technical Audit Specialist
UN	- United Nations

EXECUTIVE SUMMARY

A. Introduction

The Mindanao State University- Tawi-Tawi College of Technology and Oceanography (MSU-TCTO) was formally established under Republic Act No. 6060, as amended, on August 4, 1969 in southern Sulu and it was known as the MSU-Sulu College of Technology and Oceanography and started its operation as an integral unit of the Mindanao State University. With the creation of the Province of Tawi-Tawi, the name was changed to MSU-Tawi-Tawi College of Technology and Oceanography on March 16, 1982, under Batas Pambansa Blg. 197.

Its primary mandate is to extend to the Muslims and other cultural minority groups the opportunities of college education and develop such other programs as well promote Muslim welfare and hasten the economic development of the southernmost region of the Philippines.

MSU-TCTO is comprised of the following academic units: the Graduate School, College of Fisheries, Institute of Environmental and Oceanography Studies, Institute of Information and Communications Technology, College of Islamic and Arabic Studies, College of Education, College of Arts and Sciences, Eastern Extension (Ungus Matata), Western Extension (Sibutu), Northern Extension (Mapun), Senior High School, Preparatory High School, Science High School, Secondary Education Department (Community High Schools), Child Development Center-Laboratory Elementary School (CDC-LES) and Childhood Integrated Learning Development School (CHILDS).

The governance of the MSU-TCTO is vested upon the Board of Regents, which exercises policy-making functions to carry out the mission and programs of the College by Virtue of RA 8292, the Higher Education Modernization Act of 1997.

The College is administered by Chancellor Mary Joyce Z. Guinto-Sali, Ph.D. She is assisted by four Vice Chancellors namely: Prof. Benecito L. Maratas (Academic Affairs), Prof. Werble Magsaysay (Administration and Finance), Dr. Kaberl O Hajilan (Research and Extension) and Mr. Eduardo Alivio (Planning and Development).

B. Operational Highlights

1. Performance in Licensure Examinations

Name of Licensure Examination	Date of Examination	Passing Rate (%)
Licensure Examination for Teachers (LET) – Elementary Education	September 2021	30.95
LET – Secondary Education	September 2021	20.22
Fisheries Technology	October 2021	26.09

2. Graduate and Enrolment Profile

Academic Program Level		No. of Enrollees	Graduates on A.Y. 2021-2022
Advance Studies	1 st Semester	248	16
	2 nd Semester	216	
Tertiary	1 st Semester	2345	244
	2 nd Semester	2158	
Senior High	1 st Semester	979	269
	2 nd Semester	885	
Junior High		6665	1342
Elementary		660	90
Kindergarten		88	98

3. Distribution of Faculty by College

Colleges	No. of Faculty
1. College of Arts and Sciences (CAS)	67
2. College of Education (COED)	19
3. College of Fisheries (COF)	25
4. Institute of Information and Communications Technology (IICT)	8
5. College of Islamic and Arabic Studies (CIAS)	11
6. Institute of Oceanography and Environmental Science (IOES)	11
7. Graduate Studies (GS)	5
Total	146

4. Scholarship Programs (Internally Funded)

Scholarship Programs	Number of Grantees
1. Academic Scholarship for non-Science and Mathematics	50
2. Academic Scholarship for Science and Mathematics	46
3. Academic Personnel Development Program	30
4. Academic Personnel Development Program (DOST)	4
5. Special Muslim Grant	83
6. Cultural Community Grant	7
7. Fish Tech Scholars	3
8. Mandated, BSF, Marine and BSES	18
9. Badjao Grant	4
10. Athletic Scholarship	58
11. Band Members	30
12. MSU-TCTO Langan Jantung	30
13. Student Assistantship Program	25
14. Summer Job	33
15. Tambuli Cultural Group	35
Total	456

5. Scholarship Programs (Externally Funded)

Scholarship Programs	Number of Grantees
1. Tertiary Education Subsidy Batch 1	323
2. Tertiary Education Batches 2, 3, & 4	103
3. Expanded Student's Grants-in-Aid Program for Poverty Alleviation (ESGP-PA)	72
Total	498

C. Financial Highlights

The financial position and financial performance and sources and utilization of funds for CY 2021, with corresponding figures for CY 2020, are as follows:

Particulars	CY 2021	CY 2020	Increase/ (Decrease)	% Increase (Decrease)
Total Assets	580,560,531.70	570,337,962.32	10,222,569.37	17.92
Total Liabilities	68,537,284.81	59,398,857.58	9,138,427.23	15.39
Total Equity	512,023,246.89	510,939,104.74	1,084,142.15	0.21
Total Revenue	9,128,669.44	18,980,237.58	(9,851,568.14)	51.90
Net Financial Assistance and Subsidy	650,883,039.85	612,246,712.05	38,636,327.80	6.31
Total Expenses	689,491,928.04	602,161,959.21	87,330,968.83	14.50
Surplus (Deficit)	(29,481,218.75)	29,064,990.42	58,546,209.17	201.43

D. Scope of Audit

The audit covered the review of accounts and operations of the MSU-TCTO for the Calendar Year 2021. The audit was conducted to: a) ascertain the level of assurance that may be placed on management's assertions on the consolidated financial statements; b) determine the extent of compliance with applicable laws, rules and regulations; c) recommend agency improvement opportunities; and d) determine the extent of implementation of prior years' audit recommendations.

E. Auditor's Opinion on the Financial Statements

The Auditor rendered unqualified opinion on the fairness of presentation of the presentation of the financial statements of MSU-TCTO as at December 31, 2021.

F. Summary of Significant Observations and Recommendations

1. The accompanying Notes to Financial Statements (FS) of the University for the CY 2021 are not fully compliant with the disclosure requirements of the

International Public Sector Accounting Standards (IPSAS) 1; thus, the presentation of the FS and its accompanying Notes did not adequately provide its users with relevant information in understanding the Agency's financial position, performance and cash flows.

We recommended that the Management require the Accountant to:

- a) Comply with the disclosure requirements of the pertinent IPSAS provisions in order to achieve fair presentation of the FS;
- b) Provide disclosures as to the withholding and remittances of contributions and premiums to Pag-IBIG, PhilHealth and GSIS; and
- c) Account for the cause of other balances in the FS that needs disclosure according to the applicable provisions.

- 2. For the CY 2021, contract documents for infrastructure projects with all of its supporting documents and purchase orders issued for supplies and materials were not furnished to the Auditor's office within five (5) working days from the date the contract was perfected and purchase orders were issued in violation of the provisions of Sections 3.1.1 and 3.2.1, respectively of COA Circular No. 2009-001, resulting to delay of the Audit Team in conducting review and in informing Management of defects/deficiencies, if any and delay in informing the Technical Audit Specialist (TAS) assigned in the auditing unit/cluster or to the Regional Technical Services Office (RTSO), as the case may be, for inspection so that 100% completed project could be turnover by the contractor and accepted by the Management.**

We reiterated our recommendations that Management should:

- a) Require the Bids and Awards Committee (BAC) to expedite the submission of the 2021 approved contracts and strictly ensure that they are supported with complete documentation/attachment;
- b) Regularly submit within five (5) working days from the execution of the contract the contract documents together with all of its supporting documents and purchase orders for supplies and materials for current and succeeding years; and
- c) Require the concerned personnel to revisit the pertinent rules and regulations such as COA Circular No. 2009-001 dated February 12, 2009.

G. Summary of Audit Suspensions, Disallowances and Charges

Particulars	Beg. Balance, 12/31/2020	This period, January 01 to December 31, 2021		End. Balance, 12/31/2021
		Issuances	Settlements	
Notice of Suspensions	₱0.00	₱0.00	₱0.00	₱0.00
Notice of Disallowances	0.00	0.00	0.00	0.00
Notice of Charges	0.00	0.00	0.00	0.00
Total	₱0.00	₱0.00	₱0.00	₱0.00

G. Status of Prior Year's Audit Recommendations

Of the thirty eight (38) prior year's audit recommendations, fourteen (14) were fully implemented, eleven (11) were partially implemented, and thirteen (13) still not implemented as of report date.

TABLE OF CONTENTS

Part	Particular	Page
I	Audited Financial Statements	
	Independent Auditor's Report	1-2
	Statement of Management Responsibility for Financial Statements	3
	Statement of Financial Position	4
	Statement of Financial Performance	5
	Statement of Changes in Net Assets/Equity	6
	Statement of Cash Flows	7
	Statement of Comparison of Budget and Actual Amounts	8
	Notes to Financial Statements	9-28
II	Audit Observations and Recommendations	29-53
III	Status of Implementation of Prior Year's Unimplemented Audit Recommendations	54-63
IV	Appendices	
	A - Statement of Financial Position, By Fund	64-68
	B - Statement of Financial Performance, By Fund	69-72
	C - Statement of Changes in Net Assets/Equity, By Fund	73
	D - Statement of Cash Flows, By Fund	74
	E - Statement of Comparison of Budget and Actual Amounts	75-77
	F - Accomplishment Report CY 2021	78-86

PART I

**AUDITED FINANCIAL
STATEMENTS**



Republic of the Philippines
COMMISSION ON AUDIT
Commonwealth Avenue
Quezon City

INDEPENDENT AUDITOR'S REPORT

MARY JOYCE Z. GUINTO-SALI, Ph.D.

Chancellor

Mindanao State University-Tawi-Tawi College
of Technology and Oceanography
Bongao, Tawi-Tawi

Unmodified Opinion

We have audited the financial statements of the Mindanao State University - Tawi-Tawi College of Technology and Oceanography, Bongao, Tawi-Tawi which comprise the Statement of Position as at December 31, 2021, and the Statement of Financial Performance, the Statement of Changes in Net Assets/Equity and Statement of Cash Flows and Statement of Comparison of Budget and Actual Amounts for the year then ended, and Notes to the Financial Statements, including a summary of significant accounting policies.

In our opinion, the accompanying financial statements present fairly, in all material respects, the financial position of the MSU-TCTO as at December 31, 2021, and its financial performance, its cash flows, its comparison of budget and actual amounts, and its notes to financial statements for the year then ended in accordance with International Public Sector Accounting Standards (IPSASs).

Basis for Unmodified Opinion

We conducted our audit in accordance with International Standards of Supreme Audit Institutions (ISSAIs). Our responsibilities under those standards are further described in the Auditor's Responsibilities of the Audit of the Financial Statements section of our report. We are independent of the agency in accordance with the ethical requirements that are relevant to our audit of the financial statements, and we have fulfilled our other ethical responsibilities in accordance with these requirements. We believe that the audit evidence we have obtained is sufficient and appropriate to provide a basis for our opinion.

Responsibilities of Management and those Charged with Governance for the Financial Statements

Management is responsible for the preparation and fair presentation of these financial statements in accordance with IPSASs, and for such internal control as management determines is necessary to enable the preparation of financial statements that are free from material misstatement, whether due to fraud or error.


Those charged with governance are responsible for overseeing the MSU-TCTO's financial reporting process.

Auditor's Responsibilities for the Audit of the Financial Statements

Our objectives are to obtain reasonable assurance about whether the financial statements as a whole are free from material misstatement, whether due to fraud or error, and to issue an auditor's report that includes our opinion. Reasonable assurance is a high level of assurance, but is not guarantee that an audit conducted in accordance with ISSAIs will always detect a material misstatement when it exists. Misstatements can arise from fraud or error and are considered material if, individually or in the aggregate, they could reasonably be expected to influence the economic decisions of users taken on the basis of these financial statements.

COMMISSION ON AUDIT

By:


ATTY. ALEXANDER B. MITMUG, CPA
State Auditor IV
OIC-Supervising Auditor

May 4, 2022



Republic of the Philippines
MINDANAO STATE UNIVERSITY
Tawi-Tawi College Of Technology And Oceanography
Sanga-Sanga, Bongao, Tawi-Tawi

STATEMENT OF MANAGEMENT'S RESPONSIBILITY FOR FINANCIAL STATEMENTS

The Management of MINDANAO STATE UNIVERSITY – TAWI-TAWI COLLEGE OF TECHNOLOGY AND OCEANOGRAPHY is responsible for all information and representations contained in the accompanying Statement of Financial Position as of December 31, 2021 and the related Statement of Financial Performance, Statement of Cash Flows, Statement of Changes in Net Assets/Equity, Statement of Comparison of Budget and Actual Amounts and the Notes to Financial Statements for the year then ended. The financial statements have been prepared in conformity with the Philippine Public Sector Accounting Standards and Generally-Accepted State Accounting Principles and reflect amounts that are based on the best estimates and informed judgment of management with an appropriate consideration to materiality.

In this regard, management maintains a system of accounting and reporting which provides for the necessary internal controls to ensure that transactions are properly authorized and recorded, assets are safeguarded against unauthorized use or disposition and liabilities are recognized.

RUKAYYA A. DARUL-SALIM, CPA

Chief Accountant

2-10-22

Date Signed

MARY JOYCE Z. GUINTO-SALI, Ph.D.

Chancellor

02-10-2022

Date Signed

MINDANAO STATE UNIVERSITY
TAWI-TAWI COLLEGE OF TECHNOLOGY AND OCEANOGRAPHY
CONDENSED STATEMENT OF FINANCIAL POSITION
All Funds
As at December 31, 2021
(With comparative figures for CY 2020)

	<u>Note</u>	<u>CY 2021</u>	<u>CY 2020</u>
ASSETS			
Current Assets			
Cash and Cash Equivalents	6	₱ 73,712,970.72	₱ 90,582,005.67
Receivables	7	13,619,111.17	13,619,111.17
Inventories	8	6,177,702.68	5,703,410.29
Other Current Assets	9	15,442,975.40	14,655,208.33
Total Current Assets		<u>108,952,759.97</u>	<u>124,559,735.46</u>
Non-Current Assets			
Property, Plant and Equipment	10	471,253,100.15	445,423,555.28
Intangible Assets	11	18,571.58	18,571.58
Other Non-Current Assets		336,100.00	336,100.00
Total Non-Current Assets		<u>471,607,771.73</u>	<u>445,778,226.86</u>
Total Assets		<u>580,560,531.70</u>	<u>539,706,647.84</u>
LIABILITIES			
Current Liabilities			
Financial Liabilities	12	3,254,828.77	4,019,304.65
Inter-Agency Payables	13	65,282,456.04	54,622,865.49
Total Current Liabilities		<u>68,537,284.81</u>	<u>58,642,170.14</u>
Non-Current Liabilities			
Deferred Credits	14	0.00	737,521.85
Other Payables	15	0.00	19,165.59
Total Non-Current Liabilities		<u>0.00</u>	<u>4,637,369.68</u>
Total Liabilities		<u>68,537,284.81</u>	<u>30,444,768.29</u>
Total Assets less Total Liabilities		<u>512,023,246.89</u>	<u>509,261,879.55</u>
NET ASSETS/EQUITY			
Accumulated Surplus		512,023,246.89	510,939,104.74
Total Net Assets/Equity	₱	<u>512,023,246.89</u>	<u>₱ 510,939,104.74</u>

MINDANAO STATE UNIVERSITY
TAWI-TAWI COLLEGE OF TECHNOLOGY AND OCEANOGRAPHY
CONDENSED STATEMENT OF FINANCIAL PERFORMANCE

All Funds
For the Year Ended December 31, 2021
(With comparative figures for CY 2020)

Revenue	Note	CY 2021	CY 2020
Service and Business Income	16	₱ 9,128,669.44	₱ 18,980,237.58
Shares, Grants and Donations		<u>0.00</u>	<u>0.00</u>
Total Revenue		<u>9,128,669.44</u>	<u>18,980,237.58</u>
Less: Current Operating Expenses			
Personal Services	17	537,998,944.04	480,332,455.25
Maintenance and Other Operating Expenses	18	112,980,067.54	82,596,282.21
Financial Expenses		0.00	0.00
Non-Cash Expenses	19	<u>38,513,916.46</u>	<u>39,233,221.75</u>
Total Current Operating Expenses		<u>689,492,928.04</u>	<u>602,161,959.21</u>
Surplus/(Deficit) from Current Operations		<u>(680,364,258.60)</u>	<u>(583,181,721.63)</u>
Net Financial Assistance/Subsidy	20	650,883,039.85	612,246,712.05
Surplus/(Deficit) for the period		₱ <u>(29,481,218.75)</u>	₱ <u>29,064,990.42</u>

MINDANAO STATE UNIVERSITY
TAWI-TAWI COLLEGE OF TECHNOLOGY AND OCEANOGRAPHY
CONDENSED STATEMENT OF CHANGES IN NET ASSETS/EQUITY

All Funds

For the Year Ended December 31, 2021

(With comparative figures for CY 2020)

	<u>CY 2021</u>	<u>CY 2020</u>
Balance at January 1	₱ 510,939,104.74	₱ 509,261,879.55
Add/(Deduct):		
Prior period errors	0.00	(9,976,821.82)
Other adjustments	33,521,507.12	(582,080.51)
Restated Balance	<u>544,460,611.86</u>	<u>498,702,977.22</u>
Changes in Net Assets/Equity for the Calendar Year		
Surplus/(Deficit) for the period	(29,481,218.75)	29,064,990.42
Notice of Cash Allocation (NCA)	(2,956,146.22)	(16,828,862.90)
Reversal		
Balance at December 31	<u>₱ 512,023,246.89</u>	<u>₱ 510,939,104.74</u>

MINDANAO STATE UNIVERSITY
TAWI-TAWI COLLEGE OF TECHNOLOGY AND OCEANOGRAPHY
CONDENSED STATEMENT OF CASH FLOWS

All Funds

For the Year Ended December 31, 2021

(With comparative figures for CY 2020)

	CY 2021	CY 2020
Cash Flows from Operating Activities:		
Cash Inflows		
Receipt of Notice of Cash Allocation	₱ 655,455,339.85	₱ 613,545,400.49
Collection of Income/Revenues	9,128,669.44	18,980,237.58
Receipt of Project funds from Other NGAs	62,148,913.84	41,362,086.79
Total Cash Inflows	726,732,923.13	673,887,724.86
Cash Outflows		
Payment of personnel services	537,998,944.04	480,332,455.25
Payment of maintenance and other operating expenses	112,980,067.54	82,730,782.21
Payment of financial expenses	0.00	0.00
Payment of payables	764,475.88	0.00
Purchase of inventories	6,609,853.76	0.00
Remittance to GSIS/Pag-IBIG/PhilHealth	0.00	18,833,613.89
Grant of Cash Advances	3,622,305.77	398,080.00
Reversal of Unutilized NCA	2,956,146.22	16,828,862.90
Total Cash Outflows	664,931,793.20	599,123,794.25
Net Cash Provided by (Used in) Operating Activities	61,801,129.93	74,763,930.61
Cash Flows from Investing Activities		
Cash Inflows	0.00	0.00
Cash Outflows		
Purchase/Construction of PPE	78,670,164.88	43,666,249.94
Total Cash Outflows	78,670,164.88	43,666,249.94
Net Cash Provided by (Used in) Investing Activities	(78,670,164.88)	(43,666,249.94)
Increase (Decrease) in Cash and Cash Equivalent	(16,869,034.95)	31,097,680.67
Add: Beginning Balance, January 1	90,582,005.67	59,484,325.00
Cash End, December 31	₱ 73,712,970.72	₱ 90,582,005.67

MINDANAO STATE UNIVERSITY
TAWI-TAWI COLLEGE OF TECHNOLOGY AND OCEANOGRAPHY
CONDENSED STATEMENT OF COMPARISON OF BUDGET AND ACTUAL AMOUNTS

All Funds

For the Year Ended December 31, 2021

(In Philippine Peso)

Particulars	Budgeted Amounts		Actual Amount on Comparable Basis	Difference Final Budget and Actual Amounts
	Original	Final		
RECEIPTS				
Service and Business Income	7,000,000.00	7,000,000.00	9,128,669.44	2,128,669.44
Assistance and Subsidy	620,043,000.00	628,567,622.00	655,455,339.85	26,887,717.85
Share, Grants and Donation	0.00	0.00	0.00	0.00
Others	50,000,000.00	50,000,000.00	56,148,913.84	6,148,913.84
Total Receipts	677,043,000.00	685,567,622.00	720,732,923.13	35,165,301.13
PAYMENTS				
Personal Services	518,498,000.00	542,274,530.00	537,998,944.04	(4,275,585.96)
Maintenance and Other Operating Expenses	115,220,000.00	118,615,500.00	112,980,067.54	(5,635,432.46)
Capital Outlay	58,400,000.00	65,684,462.00	61,054,420.59	(4,630,041.41)
Financial Expenses	0.00	0.00	0.00	0.00
Others	0.00	0.00	4,547,300.00	4,547,300.00
Total Payments	692,118,000.00	726,574,492.00	716,580,732.17	(9,993,759.83)
NET RECEIPTS/PAYMENTS	(15,075,000.00)	(41,006,870.00)	4,152,190.96	45,159,060.96

MINDANAO STATE UNIVERSITY
TAWI-TAWI COLLEGE OF TECHNOLOGY AND OCEANOGRAPHY
NOTES TO FINANCIAL STATEMENTS
For the year ended December 31, 2021
(All amounts in Philippine Peso unless otherwise stated)

1. General Information/Agency Profile

The financial statements of Mindanao State University – Tawi-Tawi College of Technology and Oceanography (MSU-TCTO) were authorized for issue on February 10, 2022 as shown in the Statement of Management Responsibility for Financial Statements signed by Mary Joyce Z. Guinto-Sali, PhD, the University Chancellor.

The MSU-TCTO was established in Southern Sulu under the Republic Act No. 6060 on August 4, 1969 as the Sulu College of Technology and Oceanography and as an integral unit of Mindanao State University. On March 16, 1982, under the Batas Pambansa Blg. 197, the name of Sulu College of Technology and Oceanography was changed into Tawi-Tawi College of Technology and Oceanography with the creation of the Province of Tawi-Tawi.

As mandated by the operation of Republic Act No. 6060, the college shall extend to the Muslims and the other cultural minority groups the opportunities of college education and develop such other programs as will promote Muslim welfare and hasten the economic development of the southernmost region of the Philippines. In keeping with this mandate, the college shall develop academic programs for effective exploitation and conservation of the fisheries resources in the Sulu seas and nearby waters, undertake researches in fish processing and culture, and in oceanography for increased understanding of the country's territorial waters, and economic development of the people. As a leading institution of learning committed to community – centered sustainable development, the college shall develop distinctive competencies, organizational capacities and individual capabilities in order to become a center of excellence in Fisheries, Marine Sciences and Engineering, and Oceanography. It shall also help develop Tawi-Tawi into becoming a haven of peace and prosperity.

The financial statement being presented is a true and complete statement of all accounts as shown in the General Ledger, prepared in accordance with generally accepted accounting principles and standards.

2. Statement of Compliance and Basis of Preparation of Financial Statements

The financial statements have been prepared in accordance with and comply with the Philippine Public Sector Accounting Standards (PPSAS) issued by the Commission on Audit per COA Resolution No. 2017-003 dated January 24, 2017.

The financial statements have been prepared on the basis of historical cost, unless stated otherwise. The Statement of Cash Flows is prepared using the direct method.

3. Summary of Significant Accounting Policies

3.1 Basis of accounting

The financial statements are prepared on an accrual basis in accordance with the PPSAS.

3.2 Financial instruments

a. Financial assets

Initial recognition and measurement

Financial assets within the scope of PPSAS 29-Financial Instruments: Recognition and Measurement are classified as financial assets at fair value through surplus or deficit, held-to-maturity investments, loans and receivables or available-for-sale financial assets, as appropriate. The MSU-TCTO determines the classification of its financial assets at initial recognition.

Purchases or sales of financial assets that require delivery of assets within a time frame established by regulation or convention in the marketplace (regular way trades) are recognized on the trade date, i.e., the date that the MSU-TCTO commits to purchase or sell the asset.

The MSU-TCTO's financial assets include: cash and short-term deposits; trade and other receivables; loans and other receivables.

Subsequent measurement

The subsequent measurement of financial assets depends on their classification.

Loans and Receivables

Loans and receivables are non-derivative financial assets with fixed or determinable payments that are not quoted in an active market. After initial measurement, such financial assets are subsequently measured at amortized cost using effective interest method, less impairment. Amortized cost is calculated by taking into account any discount or premium on acquisition and fees or costs that are integral part of the

effective interest rate. Losses arising from impairment are recognized in the surplus or deficit.

Derecognition

The MSU-TCTO derecognizes a financial asset or, where applicable, a part of a financial asset or part of MSU-TCTO of similar financial assets when:

- The rights to receive cash flows from the asset have expired or is waived
- The MSU-TCTO has transferred its rights to receive cash flows from the asset or has assumed an obligation to pay the received cash flows in full without material delay to a third party; and either: (a) the MSU-TCTO has transferred substantially all the risks and rewards of the asset; or (b) the MSU-TCTO has neither transferred nor retained substantially all the risks and rewards of the asset, but has transferred control of the asset.

b. Financial liabilities

Initial recognition and measurement

Financial liabilities within the scope of PPSAS 29 are classified as financial liabilities at fair value through surplus or deficit or loans and borrowings, as appropriate. The entity determines the classification of its financial liabilities at initial recognition.

All financial liabilities are recognized initially at fair value and, in the case of loans and borrowings, plus directly attributable transaction costs.

The MSU-TCTO's financial liabilities include trade and other payables, bank overdrafts, loans and borrowings, financial guarantee contracts.

Subsequent measurement

The measurement of financial liabilities depends on their classification.

Financial liabilities at fair value through surplus or deficit

Financial liabilities at fair value through surplus or deficit include financial liabilities held for trading and financial liabilities designated upon initial recognition as at fair value through surplus or deficit.

Financial liabilities are classified as held for trading if they are acquired for the purpose of selling in the near term.

This category includes derivative financial instruments entered into by the Group that are not designated as hedging instruments in hedge relationships as defined by PPSAS 29.

Gains or losses on liabilities held for trading are recognized in surplus or deficit.

Loans and borrowing

After initial recognition, interest bearing loans and borrowings are subsequently measured at amortized cost using the effective interest method.

Gains and losses are recognized in surplus or deficit when the liabilities are derecognized as well as through the effective interest method amortization process.

Amortized cost is calculated by taking into account any discount or premium on acquisition and fees or costs that are an integral part of the effective interest rate.

Derecognition

A financial liability is derecognized when the obligation under the liability is discharged or cancelled or expires.

3.3 Cash and cash equivalents

Cash and cash equivalents comprise cash on hand and cash at bank.

3.4 Inventories

Inventory is measured at cost upon initial recognition. To the extent that inventory was received through non-exchange transactions (for no cost or for a nominal cost), the cost of the inventory is its fair value at the date of acquisition.

Inventories are recognized as an expense when deployed for utilization or consumption in the ordinary course of operations of the MSU-TCTO.

3.5 Property, Plant and Equipment

Recognition

An item is recognized as property, plant, and equipment (PPE) if it meets the characteristics and recognition criteria as a PPE.

The characteristics of PPE are as follows:

- tangible items;
- are held for use in the production or supply of goods or services, for rental to others, or for administrative purposes; and
- are expected to be used during more than one reporting period.

An item of PPE is recognized as an asset if:

- It is probable that future economic benefits or service potential associated with the item will flow to the entity; and
- The cost or fair value of the item can be measured reliably.

Measurement at Recognition

An item recognized as PPE is measured at cost.

A PPE acquired through non-exchange transaction is measured at its fair value as at the date of acquisition.

The cost of the PPE is the cash price equivalent or, for PPE acquired through non-exchange transaction its cost is its fair value as at recognition date.

Cost includes the following:

- Its purchase price, including import duties and non-refundable purchase taxes, after deducting trade discounts and rebates;
- expenditure that is directly attributable to the acquisition of the items; and
- initial estimate of the costs of dismantling and removing the item and restoring the site on which it is located, the obligation for which an entity incurs either when the item is acquired, or as a consequence of having used the item during a particular period for purposes other than to produce inventories during that period.

Measurement After Recognition

After recognition, all PPE are stated at cost less accumulated depreciation and impairment losses.

When significant parts of PPE are required to be replaced at intervals, the MSU-TCTO recognizes such parts as individual assets with specific useful lives and depreciates them accordingly. Likewise, when a major repair/replacement is done, its cost is recognized in the carrying amount of the plant and equipment as a replacement if the recognition criteria are satisfied.

All other repair and maintenance costs are recognized as expense in surplus or deficit as incurred.

Depreciation

Each part of an item of PPE with a cost that is significant in relation to the total cost of the item is depreciated separately.

The depreciation charge for each period is recognized as expense unless it is included in the cost of another asset.

Initial Recognition of Depreciation

Depreciation of an asset begins when it is available for use such as when it is in the location and condition necessary for it to be capable of operating in the manner intended by management.

For simplicity and to avoid proportionate computation, the depreciation is for one month if the PPE is available for use on or before the 15th of the month.

However, if the PPE is available for use after the 15th of the month, depreciation is for the succeeding month.

Depreciation Method

The straight line method of depreciation is adopted unless another method is more appropriate for agency operation.

Estimated Useful Life

The MSU-TCTO uses the Schedule on the Estimated Useful Life of PPE by classification prepared by COA.

The MSU-TCTO uses a residual value equivalent to at least five percent (5%) of the cost of the PPE.

Impairment

An asset's carrying amount is written down to its recoverable amount, or recoverable service amount, if the asset's carrying amount is greater than its estimated recoverable service amount.

Derecognition

The MSU-TCTO derecognizes items of PPE and/or any significant part of an asset upon disposal or when no future economic benefits or service potential is expected from its continuing use. Any gain or loss arising on derecognition of the asset (calculated as the difference between the net disposal proceeds and the carrying amount of the asset) is included in the surplus or deficit when the asset is derecognized.

3.6 Leases

Mindanao State University – Tawi-Tawi College of Technology and Oceanography as a lessee

Finance Lease

Finance leases are leases that transfer substantially all of the risks and benefits incidental to ownership of the leased item to the MSU-TCTO.

Assets held under a finance lease are capitalized at the commencement of the lease at the fair value of the leased property or, if lower, at the present value of the future minimum lease payments. The MSU-TCTO also recognizes the associated lease liability at the inception of the lease. The liability recognized is measured as the present value of the future minimum lease payments at initial recognition.

Subsequent to initial recognition, lease payments are apportioned between finance charges and reduction of the lease liability so as to achieve a constant rate of interest on the remaining balance of the liability. Finance charges are recognized as finance costs in surplus or deficit.

An asset held under a finance lease is depreciated over the useful life of the asset. However, if there is no reasonable certainty that the MSU-TCTO will obtain ownership of the asset by the end of the lease term, the asset is depreciated over the shorter of the estimated useful life of the asset and the lease term.

Operating lease

Operating leases are leases that do not transfer substantially all the risks and benefits incidental to ownership of the leased item to the MSU-TCTO.

Operating lease payments are recognized as an operating expense in surplus or deficit on a straight-line basis over the lease term.

Mindanao State University – Tawi-Tawi College of Technology and Oceanography as a lessor

Finance Lease

The MSU-TCTO recognizes lease payments receivable under a finance lease as assets in the statements of financial position. The assets are presented as receivable at an amount equal to the net investment in the lease.

The finance revenue are recognized based on a pattern reflecting a constant periodic rate of return on the net investment in the finance lease.

Operating Lease

Leases in which the MSU-TCTO does not transfer substantially all the risks and benefits of ownership of an asset are classified as operating leases.

Initial direct costs incurred in negotiating an operating lease are added to the carrying amount of the leased asset and recognized over the lease term.

Rent received from an operating lease is recognized as income on a straight-line basis over the lease term. Contingent rents are recognized as revenue in the period in which they are earned.

The depreciation policy for PPE is applied to similar assets leased by the entity.

3.7 Changes in accounting policies and estimates

The MSU-TCTO recognizes the effects of changes in accounting policy retrospectively. The effects of changes in accounting policy were applied prospectively if retrospective application is impractical.

The MSU-TCTO recognizes the effects of changes in accounting estimates prospectively by including in surplus or deficit.

The MSU-TCTO correct material prior period errors retrospectively in the first set of financial statements authorized for issue after their discovery by:

- Restating the comparative amounts for prior period(s) presented in which the error occurred; or
- If the error occurred before the earliest prior period presented, restating the opening balances of assets, liabilities and net assets/equity for the earliest prior period presented.

3.8 Revenue from non-exchange transactions

Recognition and Measurement of Assets from Non-Exchange Transactions

An inflow of resources from a non-exchange transaction, other than services in-kind, that meets the definition of an asset were recognized as an asset if the following criteria were met:

- It is probable that the future economic benefits or service potential associated with the asset will flow to the entity; and
- The fair value of the asset can be measured reliably.

An asset acquired through a non-exchange transaction is initially measured at its fair value as at the date of acquisition.

Recognition Revenue from Non-Exchange Transactions

An inflow of resources from a non-exchange transaction recognized as an asset is recognized as revenue, except to the extent that a liability is also recognized in respect of the same inflow.

As MSU-TCTO satisfies a present obligation recognized as a liability in respect of an inflow of resources from a non-exchange transaction recognized as an asset, it reduces the carrying amount of the liability recognized and recognize an amount of revenue equal to that reduction.

Measurement of Revenue from Non-Exchange Transactions

Revenue from non-exchange transactions is measured at the amount of the increase in net assets recognized by the entity, unless a corresponding liability is recognized.

Measurement of Liabilities on Initial Recognition from Non-Exchange Transactions

The amount recognized as a liability in a non-exchange transaction is the best estimate of the amount required to settle the present obligation at the reporting date.

Gifts and Donations

The MSU-TCTO recognizes assets and revenue from gifts and donations when it is probable that the future economic benefits or service potential will flow to the entity and the fair value of the assets can be measured reliably.

Goods in-kind were recognized as assets when the goods were received, or there is a binding arrangement to receive the goods. If goods in-kind were received without conditions attached, revenue is recognized immediately. If conditions were attached, a liability is recognized, which is reduced and revenue recognized as the conditions were satisfied.

On initial recognition, gifts and donations including goods in-kind were measured at their fair value as at the date of acquisition, which were ascertained by reference to an active market, or by appraisal. An appraisal of the value of an asset is normally undertaken by a member of the valuation profession who holds a recognized and relevant professional qualification. For many assets, the fair value were ascertained by reference to quoted prices in an active and liquid market.

Transfers from other government entities

Revenues from non-exchange transactions with other government entities and the related assets were measured at fair value and recognized on obtaining control of the asset (cash, goods, services and property) if the transfer is free from conditions and it is probable that the economic benefits or service potential related to the asset will flow to the MSU-TCTO and can be measured reliably.

3.9 Revenue from Exchange transactions

Measurement of Revenue

Revenue was measured at the fair value of the consideration received or receivable.

Sale of Goods

Revenue from the sale of goods is recognized when the significant risks and rewards of ownership have been transferred to the buyer, usually on delivery of the goods and when the amount of revenue can be measured reliably and it is probable that the economic benefits or service potential associated with the transaction will flow to the MSU-TCTO.

Rental income

Rental income arising from operating leases on investment properties is accounted for on a straight-line basis over the lease terms and included in revenue.

3.10 Budget information

The annual budget is prepared on a cash basis and is published in the government website.

A separate Statement of Comparison of Budget and Actual Amounts (SCBAA) were prepared since the budget and the financial statements were not prepared on comparable basis. The SCBAA was presented showing the original and final budget and the actual amounts on comparable basis to the budget.

3.11 Employee benefits

The employees of MSU-TCTO are member of the Government Service Insurance System (GSIS), which provides life and retirement insurance coverage.

The MSU-TCTO recognizes the undiscounted amount of short term employee benefits, like salaries, wages, bonuses, allowance, etc., as expense unless capitalized, and as a liability after deducting the amount paid.

The MSU-TCTO recognizes expenses for accumulating compensated absences when these were paid (commuted or paid as terminal leave benefits).

Unused entitlements that have accumulated at the reporting date were not recognized as expense. Non-accumulating compensated absences, like special leave privileges, were not recognized.

4. Changes in Accounting Policies

MSU-TCTO has not adopted any new accounting policies for 2021.

5. Prior Period Adjustments

The MSU-TCTO has unrecorded cash balance in the previous years. This is corrected by the year 2019 for proper recognition and measurement of Cash in Bank – LCCA - Landbank of the Philippines (LBP) under the Internally Generated Income Fund (Fund 05).

6. Cash and Cash Equivalents

Account Title	2021	2020
Cash on Hand	25,000.00	25,000.00
Cash in Bank-Local Currency Current Account	73,687,970.72	90,557,005.67
Total Cash and Cash Equivalents	73,712,970.75	90,582,005.67

7. Loans and Receivables

Account Title	2021	2020
Accounts Receivable	636,874.80	636,874.80
Due from National Government Agencies	2,176,500.00	2,176,500.00
Other Receivables	10,805,736.37	10,805,736.37
Total Receivables	13,619,111.17	13,619,111.17

8. Inventories

Account Title	2021	2020
Office Supplies Inventory	3,014,319.99	261,120.00
Other Supplies and Materials Inventory	42,636.08	0.00
Semi-expendable - Office Equipment	1,394,938.27	2,869,805.29
Semi-expendable – Technical and Scientific Equipment	267,432.50	0.00
Semi-expendable – Other Machinery and Equipment	701,760.84	0.00
Semi-expendable - Furniture and Fixtures	367,100.00	0.00
Semi-expendable - Books	389,515.00	2,572,485.00
Total Inventory	6,177,702.68	5,703,410.29

9. Other Current Assets

Account Title	2021	2020
Advances for Payroll	1,535,352.22	0.00
Advances to Special Disbursing Officers	752,500.00	1,351,980.00
Advances to Officers and Employees	549,025.36	366,350.00
Advances to Contractors	12,606,097.82	12,936,878.33
Total Other Current Assets	15,442,975.40	14,655,208.33

10. Property, Plant and Equipment

As of December 31, 2021, balances of the PPE are as follows:

Account Title	Acquisition Cost	Accumulated Depreciation	Accumulated Impairment Loss	Net Book Value
Land	16,994,835.50	0.00	0.00	16,994,835.50
Power Supply System	1,764,000.00	(341,219.59)	0.00	1,422,780.41
Buildings and Other Structures				
School Buildings	273,743,059.51	(102,165,729.68)	0.00	171,577,329.83
Other Structures	42,660,200.58	(2,833,313.41)	0.00	39,826,887.17
Total Buildings and Other Structures	316,403,260.09	(104,999,043.09)	0.00	211,404,217.00
Machinery and Equipment				
Machinery	7,184,025.27	(3,964,455.67)	0.00	3,219,569.60
Office Equipment	29,796,838.12	(19,249,004.84)	0.00	10,547,833.28
Information and Communication Technology Equipment	53,082,961.96	(28,883,944.91)	0.00	24,199,017.05
Marine and Fishery Equipment	5,834,133.18	(4,567,457.02)	0.00	1,266,676.16
Communication Equipment	452,524.00	(438,039.90)	0.00	14,484.10
Disaster Response and Rescue Equipment	1,034,380.00	(930,942.00)	0.00	103,438.00
Military, Police and Security Equipment	970,020.00	(150,247.13)	0.00	819,772.87
Medical Equipment	337,660.00	(218,262.45)	0.00	119,397.55
Sports Equipment	2,269,896.43	(1,632,942.11)	0.00	636,954.32
Technical and Scientific Equipment	48,396,230.55	(27,572,011.46)	0.00	20,824,219.09
Other Machinery and Equipment	6,344,025.89	(4,018,761.23)	0.00	2,325,264.66
Total Machinery and Equipment	155,702,695.40	(91,626,068.72)	0.00	64,076,626.68
Transportation Equipment				
Motor Vehicles	18,737,389.51	(11,380,656.24)	0.00	7,356,733.27
Watercrafts	6,032,000.00	(5,968,569.11)	0.00	63,430.89
Other Transportation Equipment	694,000.00	(664,131.94)	0.00	29,868.06
Total Transportation Equipment	24,463,389.51	(18,013,357.29)	0.00	7,450,032.22
Furniture, Fixtures and Books				
Furniture and Fixtures	17,968,063.76	(12,044,709.02)	0.00	5,923,354.74
Books	10,215,077.66	(7,176,422.16)	0.00	3,038,655.5
Total Furniture, Fixtures and Books	28,183,141.42	(19,221,131.18)	0.00	8,962,010.24
Leased Asset (This was transferred to ICT Equipment Account)				

Account Title	Acquisition Cost	Accumulated Depreciation	Accumulated Impairment Loss	Net Book Value
Leased Assets - Machinery and Equipment	0.00	0.00	0.00	0.00
Total Leased Asset	0.00	0.00	0.00	0.00
Other Property, Plant and Equipment				
Other Property, Plant and Equipment	6,810,368.31	(5,250,409.01)	0.00	1,559,959.30
Total Other Property, Plant and Equipment	6,810,368.31	(5,250,409.01)	0.00	1,559,959.30
Construction in Progress - Buildings and Other Structures	159,382,638.80	0.00	0.00	159,382,638.80
Total Property, Plant and Equipment	710,156,853.03	(238,903,752.88)	0.00	471,253,100.15

11. Intangible Assets

Account Title	2021	2020
Computer Software	18,571.58	18,571.58
Total Intangible Assets	18,571.58	18,571.58

12. Financial Liabilities

The Payables account balances are as follows:

Account Title	2021	2020
Accounts Payable	3,254,828.77	4,019,304.65
Total Payables	3,254,828.77	4,019,304.65

13. Inter-Agency Payables

Account Title	2021	2020
Due to NGAs	65,282,456.04	54,622,865.49
Total Inter-Agency Payables	65,282,456.04	54,622,865.49

14. Deferred Credits/Unearned Income

Account Title	2021	2020
Other Deferred Credits	0.00	737,521.85
Total Deferred Credits	0.00	737,521.85

15. Other Payables

Account Title	2021	2020
Other Payables	0.00	19,165.59
Total Other Payables	0.00	19,165.59

16. Service and Business Income

Account Title	2021	2020
Service Income		
Permit Fees	26,360.00	1,410.00
Registration Fees	106,905.00	35,200.00
Clearance and Certification Fees	22,824.00	9,500.00
Business Income		
School/Tuition Fees	1,136,202.50	11,917,014.35
Other School Fees	6,805,714.94	1,784,560.80
Examination Fees	245,000.00	186,100.00
Income Collected from Students	0.00	4,154,061.75
Rent/Lease Income	733,048.00	877,863.00
Other Business Income	52,615.00	14,527.68
Total Service and Business Income	9,128,669.44	18,980,237.58

17. Personnel Services

17.1 Salaries and Wages

Account Title	2021	2020
Salaries and Wages-Regular	285,013,729.58	268,736,687.57
Salaries and Wages-Casual/Contractual	73,526,237.21	61,309,261.14
Total Salaries and Wages	358,539,966.79	330,045,948.71

17.2 Other Compensation

Account Title	2021	2020
Personal Economic Relief Allowance (PERA)	17,825,180.65	17,886,000.00
Representation Allowance (RA)	3,180,500.00	2,902,699.00
Transportation Allowance (TA)	3,405,000.00	3,278,166.66
Clothing/Uniform Allowance	4,986,000.00	4,266,000.00
Laundry Allowance	222,991.40	160,279.47
Honoraria	5,693,541.77	4,979,138.69
Overtime and Night Pay	2,297,516.86	1,712,227.59
Year End Bonus	53,179,505.25	45,715,245.60

Account Title	2021	2020
Cash Gift	5,207,453.00	3,800,500.00
Productivity Enhancement Incentive-Civilian	3,665,000.00	3,727,500.00
Other Bonuses and Allowances	5,453,800.00	9,335,500.00
Total Other Compensation	105,116,488.93	98,868,257.01

17.3 Personnel Benefit Contributions

Account Title	2021	2020
Retirement and Life Insurance Premium	10,014,196.81	8,241,332.27
Pag-Ibig Contributions	1,687,066.76	953,400.00
PhilHealth Contributions	3,824,611.79	3,794,898.36
Employment Compensation Insurance Premium	937,700.00	916,500.00
Terminal Leave Benefits	57,878,912.96	37,512,118.90
Total Personnel Benefit Contribution	74,342,488.32	51,418,249.53

18. Maintenance and Other Operating Expenses

18.1 Traveling Expenses

Account Title	2021	2020
Traveling Expenses-Local	3,960,949.57	3,519,012.77
Traveling Expenses-Foreign	32,026.50	401,161.78
Total Traveling Expenses	3,992,976.07	3,920,174.55

18.2

Training and Scholarship Expenses

Account Title	2021	2020
Training Expenses	2,295,062.00	4,524,037.34
Scholarship Grants/Expenses	28,626,641.15	21,482,101.10
Total Training and Scholarship Expenses	30,921,703.15	26,006,138.44

18.3 Supplies and Materials Expenses

Account Title	2021	2020
Office Supplies Expenses	8,480,731.74	2,419,266.25
Accountable Forms Expenses	122,010.00	17,150.00
Food Supplies Expenses	5,692,625.94	2,654,678.28

Account Title	2021	2020
Fuel, Oil and Lubricants Expenses	1,076,480.55	748,129.33
Agricultural and Marine Supplies Expenses	0.00	23,340.00
Semi-expendable - Machinery and Equipment Expenses	229,545.00	327,789.00
Semi-expendable - Technical and Scientific Equipment	708,341.05	24,490.00
Semi-expendable - Furniture and Fixtures	1,123,355.00	259,167.00
Semi-expandable - Books	548,700.00	609,356.33
Other Supplies and Materials Expenses	10,346,179.63	6,316,680.40
Total Supplies and Materials Expenses	11,970,498.06	13,400,046.59

18.4 Utility Expenses

Account Title	2021	2020
Water Expenses	6,678,097.65	5,064,699.00
Electricity Expenses	8,167,830.90	6,302,353.55
Gas/Heating Expenses	0.00	1,120.00
Total Utility Expenses	14,845,928.55	11,368,172.55

18.5 Communication Expenses

Account Title	2021	2020
Postage and Courier Services	21,961.50	42,640.75
Telephone Expenses	1,571,013.04	688,012.11
Internet Subscription Expenses	1,488,862.62	220,620.04
Total Communication Expenses	3,081,837.16	951,272.90

18.6 Awards/Rewards and Prizes

Account Title	2021	2020
Awards/Rewards Expenses	854,455.23	1,312,800.00
Indemnities	0.00	0.00
Total Awards/Rewards and Indemnities	854,455.23	1,312,800.00

18.7 Confidential, Intelligence and Extraordinary Expenses

Account Title	2021	2020
Extraordinary and Miscellaneous Expenses	132,000.00	511,022.42

Account Title	2021	2020
Total Confidential, Intelligence and Extraordinary Expenses	132,000.00	511,022.42

18.8 Professional Services

Account Title	2021	2020
Legal Services	5,100.00	
Other Professional Services	957,300.00	10,000.00
Total Professional Services	962,400.00	10,000.00

18.9 General Services

Account Title	2021	2020
Environmental/ Sanitary Service	72,000.00	84,000.00
Other General Services	524,245.00	1,727,670.00
Total Professional Services	596,245.00	1,811,670.00

18.10 Repairs and Maintenance

Account Title	2021	2020
Repairs and Maintenance-School Buildings	4,426,901.93	5,955,830.30
Repairs and Maintenance-Other Structures	3,075,679.96	73,489.00
Repairs and Maintenance-ICT Equipment	0.00	0.00
Repairs and Maintenance- Motor Vehicles	38,450.00	30,981.51
Total Repairs and Maintenance Expenses	7,541,031.89	6,060,300.81

18.11 Taxes, Insurance Premiums and Other Fees

Account Title	2021	2020
Fidelity Bond Premiums	146,507.25	142,500.00
Total Taxes, Insurance Premiums and Other Fees	146,507.25	142,500.00

18.12 Other Maintenance and Operating Expenses

Account Title	2021	2020
Printing and Publication Expenses	1,244,375.00	1,296,406.00
Representation Expenses	1,645,528.09	324,228.06

Account Title	2021	2020
Transportation and Delivery Expenses	1,762,957.03	525,899.91
Rent/Lease Expenses	240,886.68	221,022.89
Membership Dues and Contributions to Organizations	117,600.00	267,500.00
Subscription Expenses	0.00	92,700.00
Website Maintenance	0.00	6,690.00
Other Maintenance and Operating Expenses	16,565,667.53	14,367,737.09
Total Other Maintenance and Operating Expenses	21,577,014.33	17,102,183.95

19. Non-Cash Expenses

19.1. Depreciation

Account Title	2021	2020
Depreciation-Power Supply System	105,840.00	105,840.00
Depreciation-Buildings	9,854,750.15	8,571,605.54
Depreciation- Other Structures	998,811.90	1,272,870.31
Depreciation-Office Equipment	4,942,202.86	4,727,402.62
Depreciation-Machinery	543,949.81	543,949.81
Depreciation- ICT Equipment	8,004,245.85	7,514,853.36
Depreciation- Marine and Fishery Equipment	189,865.00	1,028,829.70
Depreciation-Communication Equipment	79,040.70	39,352.73
Depreciation-Fire fighting Equipment	0.00	228,942.00
Depreciation- Military, Police and Security Equipment	78,220.80	18,162.00
Depreciation- Medical Equipment	60,778.80	60,778.80
Depreciation- Sports Equipment	127,012.27	318,591.00
Depreciation-Technical and Scientific Equipment	8,087,553.99	6,211,301.46
Depreciation- Other Machinery and Equipment	288,973.92	754,951.50
Depreciation- Motor Vehicles	1,643,615.06	1,515,365.06
Depreciation- Watercrafts	0.00	542,880.00
Depreciation-Furniture, Fixtures and Books	3,400,379.11	3,310,370.31
Depreciation-Leased Machinery	0.00	371,606.52

Account Title	2021	2020
and Equipment		
Depreciation-Other Property, Plant and Equipment	108,676.24	6,210.00
Total Depreciation	38,513,916.46	37,143,862.72

19.2. Impairment Loss

Account Title	2021	2020
Impairment loss-Inventories	0.00	2,089,359.03
Total Impairment Loss-Inventories	0.00	2,089,359.03

20. Net Financial Assistance/Subsidy

Particulars	2021	2020
Financial Assistance/Subsidy from NGAs, LGUs, GOCCs:		
Subsidy from National Government	655,455,339.85	613,545,400.49
Subsidy from other NGAs	0.00	0.00
Assistance from Local Government Units	0.00	0.00
Assistance from Government-Owned or Controlled Corporations	0.00	0.00
Total Financial Assistance/Subsidy from NGAs, LGUs, GOCCs	655,455,339.85	613,545,400.49
Less: Financial Assistance/Subsidy to NGAs, LGUs, GOCCs, NGOs/POs		
Financial Assistance to NGAs	0.00	0.00
Subsidy to NGAs (for BTr only)	0.00	1,134,500.00
Financial Assistance to Local Government Units	0.00	0.00
Budgetary Support to GOCCs	0.00	0.00
Financial Assistance to NGOs/POs	0.00	0.00
Subsidies-Others	4,572,300.00	1,298,688.44
Total Financial Assistance/Subsidy to NGAs, LGUs, GOCCs	4,572,300.00	1,298,688.44
Net Financial Assistance/Subsidy	650,883,039.85	612,246,712.05

PART II

AUDIT OBSERVATIONS AND RECOMMENDATIONS

AUDIT OBSERVATIONS AND RECOMMENDATIONS

A. Financial and Compliance Audit

1. **The accompanying Notes to FS of the University for the CY 2021 are not fully compliant with the disclosure requirements of the IPSAS 1; thus, the presentation of the FS and its accompanying Notes did not adequately provide its users with relevant information in understanding the Agency's financial position, performance and cash flows.**

- 1.1 Paragraph 127 of IPSAS 1 which provides for the structure of Notes to FS requires that:

The notes shall:

- a) Present information about the basis of preparation of the financial statement and the specific accounting policies used in accordance with paragraphs 132- 139;
- b) Disclose the information required by IPSASs that is not presented on the face of the statement of financial position, statement of financial performance, statement of changes in net assets/equity or cash flow statement; and
- c) Provide additional information that is not presented on the face of the statement of financial position, statement of financial performance, statement of changes in net asset/equity or cash flow statement, but that is relevant to an understanding of any of them.

- 1.2 Review of the Notes to FS (NFS) showed non-compliance with the above disclosure requirements as illustrated below:

- a. There is no disclosure as to the suppletory information required by the Bureau of Internal Revenue (BIR) in compliance with RR No. 15-2010, amending RR No. 21-2002 which provides that, "In addition to the disclosures mandated under the Philippine Financial Reporting Standards (PFRS), and such other standards and/or conventions as may heretofore be adopted, the NFS shall include information on taxes, duties and license fees paid or accrued during the taxable year."
- b. There is no disclosure as to the amounts of agency's remittances to the BIR, Pag-IBIG, PhilHealth and GSIS.

- c. There were no disclosures of the composition of Accounts payable and Due to NGAs accounts.

1.3 Due to the lacking supporting information for the related line items presented on the face of the statement of financial position, statement of financial performance and statement of cash flow contained in the Notes to FS, the presentation of the FS is not compliant with the pertinent provisions of IPSAS.

1.4 We recommended that the Management require the Accountant to:

- a) **Comply with the disclosure requirements of the pertinent IPSAS provisions in order to achieve fair presentation of the FS;**
- b) **Provide disclosures as to the withholding and remittances of contributions and premiums to Pag-IBIG, PhilHealth and GSIS; and**
- c) **Account for the cause of other balances in the FS that needs disclosure according to the applicable provisions.**

1.5 The Management commented that the Accounting Department had noted the deficiencies and will provide disclosures on the accounts mentioned.

2. For the CY 2021, contract documents for infrastructure projects with all of its supporting documents and purchase orders issued for supplies and materials were not furnished to the Auditor's office within five (5) working days from the date the contract was perfected and purchase orders were issued in violation of the provisions of Sections 3.1.1 and 3.2.1, respectively of COA Circular No. 2009-001, resulting to delay of the Audit Team in conducting review and in informing Management of defects/deficiencies, if any and delay in informing the TAS assigned in the auditing unit/cluster or to the RTSO, as the case may be, for inspection so that 100% completed project could be turnover by the contractor and accepted by the Management.

2.1 It was observed that the Management incurred deficiencies on the submission of contract documents for infrastructure projects for the CY 2021, with details as presented below:

Name of Project	Date Started	Contract Price	Percentage of Completion	Bid Docs Received Date	Remarks
Supply and Delivery of Four Thousand (4000) Reams of Bond Paper for the Last Quarter of Flexible Learning	February 01, 2021	₱856,000.00	100%	June 15, 2021	Delayed Submission

Name of Project	Date Started	Contract Price	Percentage of Completion	Bid Docs Received Date	Remarks
Activities					
Supply and Delivery of Hardware Materials for Constructing Double Decks and Cabinets of the Linggisan Hall	February 01, 2021	937,240.00	100%	October 29, 2021	Delayed Submission
Supply and Delivery of Linens for the MSU - TCTO Dormitories	February 01, 2021	652,385.00	100%	June 15, 2021	Delayed Submission
Supply and Delivery of Nine Hundred Fifty (950) Pieces Classroom Chairs for the 30 Classroom 3-Storey Academic Building	March 09, 2021	931,000.00	100%		Not yet submitted as of the report date
Repair of MSU - TCTO Sanga – Sanga Tennis Court	February 11, 2021	933,003.12	100%	June 14, 2021	Delayed Submission
Supply and Delivery of Hardware Materials for Palakaya Operations	February 01, 2021	752,260.00	100%	August 17, 2021	Delayed Submission
Retrofitting of Concrete Structure at Secondary Education	March 17, 2021	479,035.62	100%	June 14, 2021	Delayed Submission
Refurbishment of Structure at Boys Dormitory Building	March 31, 2021	360,106.11	100%	June 14, 2021	Delayed Submission
Rehabilitation and Extension of MSU-TCTO Cafeteria	April 30, 2021	5,536,596.39	100%	June 14, 2021	Delayed Submission
Renovation and Extension of Procurement Office and Supply and Property Office Building	June 15, 2021	4,654,959.65	65%	September 17, 2021	Delayed Submission
Pakyaw Contract on the Conversion of Single Phase to three (3) phase electrical line	July 26, 2021	497,000.00	80%		Not yet submitted as of the report date
Renovation of Academic Building (College of Education)	September 6, 2021	2,968,207.77	100%	November 09, 2021	Delayed Submission
Repair and Renovation of Conference Room	September 7, 2021	989,818.50	15%	January 14, 2022	Delayed Submission
Rehabilitation of 2nd floor IOES Building	November 3, 2021	1,793,619.61	25%		Not yet submitted as of the report date
Supply and Installation of Glass Door at College of Fisheries Building	December 9, 2021	349,626.06	100%		Not yet submitted as of the report date
Total		₱22,690,857.83			

2.2 COA Circular No. 2009-01 dated February 12, 2009 prescribes the submission of copy of government contracts, purchase orders and their supporting documents to the COA. The circular shall cover all contracts, purchase orders and the like, entered into by any government agency irrespective of amount involved.

2.1.1 Within five (5) working days from the execution of a contract by the government or any of its subdivisions, agencies or instrumentalities, including government-owned and controlled corporations and their subsidiaries, a copy of said contract and each of all the documents forming part thereof by reference or incorporation shall be furnished to the Auditor of the agency concerned. In case of agencies audited on an engagement basis, submission of a copy of the contract and its supporting documents shall be to the Auditor of the mother agency or parent company, as the case may be. *Underscoring supplied*

3.1.2. The copies of documents required to be submitted shall include but not limited to the following:

- a. Invitation to Apply for Eligibility and to Bid;
- b. Letter of Intent;
- c. Eligibility Documents and Eligibility Data Sheet;
- d. Eligibility Requirements;
- e. Results of Eligibility Check/Screening;
- f. Bidding Documents (Sec. 17.1, IRR-A, RA 9184);
- g. Minutes of Pre-bid Conference, if applicable;
- h. Agenda and/or Supplemental Bid Bulletins, if any;
- i. Bidders Technical and Financial Proposals;
- j. Minutes of Bid Opening;
- k. Abstract of Bids;
- l. Post Qualification Report of Technical Working Group;
- m. BAC Resolution declaring winning bidder;
- n. Notice of Post Qualification;
- o. BAC Resolution recommending approval;
- p. Notice of Award;
- q. Contract Agreement;
- r. Performance Security;
- s. Program of Work and Detailed Estimates;
- t. Certificate of Availability of Funds, Obligation Request;
- u. Notice to Proceed
- v. Such other documents peculiar to the contract and/or to the mode of procurement and considered

necessary in the auditorial review and in the technical evaluation thereof such as but not limited to Complete Plan of the project

- 3.1.3 For technical review purposes, submission of contracts and their supporting documents shall furthermore be guided by the specific documentary requirements outlined in the attached checklist marked as Annexes “A” to “T” of this circular.
 - 3.2.1 A copy of any purchase order irrespective of amount, and each and every supporting document, shall, within five (5) working days from issuance thereof, be submitted to the Auditor concerned. Within the same period, the Auditor shall review and point out to management defects and/or deficiencies, if any, in the same manner provided in the second and third sentences of item 3.1.4 hereof.
 - 3.2.2 In case of doubt as to the reasonableness of the price of the items purchased, the Auditor shall conduct a canvass thereof making use of price references provided, among others, by legitimate suppliers, the Procurement Service, the Technical Services Office, other government agencies with similar procurement and those posted in the internet.
- 2.3 Moreover, failure on the part of the officials and employees to comply with the said ruling shall be penalized as stated under the Section 4 of the same Circular which states that:

4.0 Penalty Clause

- 4.1 Any unjustified failure of the officials and employees concerned to comply with the requirements herein imposed shall be subject to the administrative disciplinary action provided in (a) Section 127 of Presidential Decree No. 1445; (b) Section 55, Title I-B, Book V of the Revised Administrative Code of 1987; and (c) Section 11 of Republic Act (RA) No. 6713.
- 4.2 Upon receipt of information or discovery by the auditor of such failure by management to comply with the required submission, an Audit Observation Memorandum shall be issued by him calling the attention of the latter, and requesting compliance, else the transactions covered by the unsubmitted documents be suspended in audit and the penalty prescribed by law under 4.1 be enforced.

- 2.4 These infrastructure projects with 100% completion were already awarded, mobilizations and progress billings have been paid and yet, from the planning stages up to the implementation, information pertaining to these projects that required verification/validation by COA was not submitted. Also, not a single document pertaining to these projects such as original copies of the contracts and other bidding documents has reached the Auditor's Office contrary to COA Circular No. 2009-001 which requires submission of said documents within 5 working days from execution of the contract to the Auditor of the agency concerned. This issue has been the habitual practice of Management. Thus, verification/validation of the projects such as auditorial, legal and technical review was not conducted.
- 2.5 Per our observation and based on inquiries conducted, it was revealed that the reasons for non-submission is the lack of awareness, lax interpretation and implementation of the Management of the requirements of the above-mentioned COA Circular No. 2009-001 since focus was made only on the requirements provided for in Revised IRR of RA 9184 otherwise known as the Government Procurement Reform Act.
- 2.6 As a result of the inability of the Management to comply with this requirement on submission, the Audit Team was not able to undertake auditorial and legal review of the contract in the evaluation of compliance with the requirements of applicable laws, rules, and regulations, completeness of documentary requirements and an initial evaluation of the contractual covenants that should not be disadvantageous to the government. This would also delay the communication to Management of any information or deficiencies noted in the review, if any and delay in informing the TAS assigned in the auditing unit/cluster or to the RTSO, as the case may be, for inspection so that 100% completed project could be properly turnover by the contractor and accepted by the Management.
- 2.7 **We reiterated our recommendations that Management should:**
- a) Require the Bids and Awards Committee (BAC) to expedite the submission of the 2021 approved contracts and strictly ensure that they are supported with complete documentation/attachment;**
 - b) Regularly submit within five (5) working days from the execution of the contract the contract documents together with all of its supporting documents and purchase orders for supplies and materials for current and succeeding years; and**

- c) **Require the concerned personnel to revisit the pertinent rules and regulations such as COA Circular No. 2009-001 dated February 12, 2009.**

2.8 The Management commented that it had submitted the previous years' contract documents to the Audit Team and in fact requested for the final inspection of all completed contracts with the same office. Also, BAC Secretariat wasn't aware that even PPAs under negotiated procurement must be submitted also to the office.

2.9 *Auditor's Rejoinder:*

The received request for inspection by the Management was denied by the Audit Team because the documents submitted were not complete and/or not arranged in the manner prescribed in the IRR of the Revised RA 9184 and as illustrated in COA Circular No. 2009-001. The team encountered difficulty in arranging and completing all the required documents for inspection. The Audit Team therefore recommends completing all the required documents so that final inspection by the TSO Regional Office can be actualized.

3. **Some government motor vehicles of the University were not marked "For Official Use Only" and did not bear government plate contrary to pertinent provisions of COA Circular No. 77-61 dated September 26, 1977 relative to fuel consumption of government vehicles and COA Circular No. 75-6 dated November 7, 1975.**

3.1 COA Circular No. 77-61 dated September 26, 1977 which prescribes the use of the Manual of Audit for Fuel Consumption of Government Motor Vehicles states that:

All motor vehicles owned by the government should **be plainly marked, "For Official Use Only"** (3 inches), under which should be written the corresponding name of the Office operating or using the same. The mark should appear on each side of the motor vehicle. When there is no sufficient space on each side, the same should appear at the back and on the front just below the windshield of the motor vehicles. *(emphasis ours)*

3.2 We have performed an ocular inspection on the motor vehicles owned by the University and found out that some motor vehicles was not marked "*For Official Use Only*". Moreover, aside from the deviation in proper marking of government motor vehicles, it did not bear a government plate to properly indicate that the vehicle belongs to the government.

- 3.3 Subsection 4 of Section V of COA Circular No. 75-6 dated November 7, 1975 provides for the regulations in the proper use of government vehicles, to wit:

(4) Use of Government Plates –

All government motor vehicles **shall bear government plates only**. In case of bureaus, offices and agencies maintaining funds for intelligence purposes, the heads of such bureaus, offices or agencies are hereby requested to submit a list of security vehicles which may be added to the existing list of vehicles exempt from using government plates. Only the President, however, can authorize additional exemptions.
(emphasis ours)

- 3.4 Furthermore, the IRR of RA No. 11235 which is an Act Preventing and Penalizing the Use of Motorcycles in the Commission of Crimes by requiring bigger, readable and color-coded number plates and identification marks, and for other purposes requires that Government Vehicles must be **with white background and red alphanumeric characters plates**. This serves as one of the schemes being adopted for easy and quick identification that the vehicle is owned by the Government and not a privately-owned motor vehicle.
- 3.5 The afore-cited observations on the inability of the University to mark its motor vehicles appropriately may lead to its misuse as against the policy that all government vehicles shall be used exclusively and strictly for official use only.
- 3.6 **We recommended that the Management abide strictly with the pertinent provisions on the proper markings of government owned motor vehicles by marking all its motor vehicles with “For Official Use Only”, and to exert more efforts to see to it that these are duly registered and government plated under the name of the Agency.**
- 3.7 The Management commented that it will commit to follow the recommendations of the Audit Team.

4. **Not all Accountable Officers are maintaining the Cash Receipts Record (CRR), Cash Disbursement Record (CDR), Check Disbursement Record (CkDR) or their equivalents, such as Cash Receipts Register (CRR), Petty Cash Register (PCR), and Cash Disbursements Register (CDR) whichever is applicable to their designation contrary to Revised Cash Examination Manual as prescribed by COA Memorandum No. 2013-004 dated July 9, 2013.**

4.1 All Accountable Officers (AOs) shall maintain their cashbook/CRR/CDR/CkDR and such other records or their equivalents as may be prescribed by the agency's operating procedures, and reconcile with the accounting records, at least quarterly, unless the agency required a more frequent reconciliation (Sec. 38-40, MNGAS, Vol. II, for NGAs; and Sec. 26-28, MNGAS, Vol. II, for LGUs).

4.2 The following book, **records and registers are encouraged** as indicated in the Page 3, Chapter I of the Revised Cash Examination Manual:

- 1) *Cashbook for Cash in Treasury* shall be used to record collections (Debit column) and deposits to the bank (Credit column) based on the RCD. The cashbook shall be maintained by the Treasurer by fund and shall be updated and balanced daily. The accountable officer shall, at the end of the month or when required to do so by proper competent authority, rule and foot the cashbook (Section 26, MNGAS for LGUs, Vol. II).
- 2) *Cashbook for Cash in Bank* shall be used to record deposits of collections (Debit column) and withdrawals from the bank thru the issuance of checks (Credit column). The cashbook shall be maintained by bank account and by fund and shall be updated and balanced daily. The accountable officer shall, at the end of the month or when required to do so by proper competent authority, rule and foot the cashbook (Section 27, Ibid).
- 3) The accountable officer shall maintain a cashbook for cash advances to record the cash advances received (Debit column) and payments, refunds and adjustments (Credit column) and the balance (balance column). The accountable officer shall, at the end of the month or when required to do so by proper competent authority, rule and foot the cashbook (Section 28, Ibid).
- 4) The *Cash Receipts Record (CRR)* shall be used by the designated collecting officer to record his/her collections and deposits (Section 38, MNGAS for NGAs, Vol. II).
- 5) The *Check Disbursements Record (CkDR)* shall be used by the disbursing officer to record checks released charged against NCAs/funding checks received/deposits in a bank current account of government agencies. A separate record shall be maintained for each source of fund (Section 39, Ibid).

- 6) The *Cash Disbursements Record (CDR)* shall be used by the disbursing officer to record the cash advance received and disbursements made out of the cash advance (Section 40, Ibid).
- 7) The *Cash Receipts Register (CRR)* shall be used to record as well as monitor collections and deposits of government units (COA Circular No. 2003-006, December 2, 2003; Use of Simplified Accounting Forms for Financial Transactions of Government Units Without Complete Set of Books of Accounts).
- 8) The *Petty Cash Register (PCR)* shall be used to record cash advances/replenishments/disbursements for authorized petty and other miscellaneous expenses (COA Circular No. 2003-006, Ibid).
- 9) The *Cash Disbursements Register (CDR)* shall be used to record, monitor and report transactions involving the grant of cash advances/payments charged thereto, and liquidation thereof by disbursing accountable officer (COA Circular No. 2004-003, June 24, 2004; Supplemental Form Prescribed Under COA Circular No. 2003-006 dated December 2, 2003 Re: Use of Simplified Accounting Forms for Financial Transactions of Government Units Without Complete Set of Books of Accounts).

4.3 Out of eight AOs, only three of them submitted their Cashbooks to the Office of the Auditor which were required during the cash examination last November 2021 as shown in the table below.

NAME OF AO	DESIGNATION	BOOKS TO BE MAINTAINED	REMARKS
Sitti Zayda B. Halun	Director for Research/ Special Disbursing Officer (SDO)	cashbook for cash advances; Cash Disbursements Record (CDR)	Maintained but lacking
Richard N. Mualil	Director for Oceanes/ SDO	cashbook for cash advances; Cash Disbursements Record (CDR)	Not maintained
Eduardo C. Alivio	Vice Chancellor For Planning & Devt./ SDO	cashbook for cash advances; Cash Disbursements Record (CDR)	Not maintained
Albin T. Salapuddin	Supervising Admin Officer/ SDO	cashbook for cash advances; Cash	Not maintained

NAME OF AO	DESIGNATION	BOOKS TO BE MAINTAINED	REMARKS
		Disbursements Record (CDR)	
Roslie I. Sali	Admin Officer/ Petty Cash Custodian	Petty Cash Register	Not maintained.
Zaynab T. Tambihasan	Disbursing Officer	cashbook for cash advances; Cash Disbursements Record (CDR)	Not maintained
Romila Theresa R. Galarosa	Admin Officer/ Collecting Officer	cashbook for cash advances; Cash Receipts Record (CRR); Cash Receipts Register (CRR); Cash Disbursements Record (CDR)	Maintained but lacking
Suaib O. Yusop	Chief Cashier	Cashbook for Cash in Treasury; Cashbook for Cash in Bank; Check Disbursements Record (CkDR); Cash Disbursements Register (CDR); Cash Disbursements Record (CDR)	Maintained but lacking

4.4 These three AOs maintained their cashbooks and submitted the same to the Office of the Auditor. However, although the maintenance of such cashbooks for each account is accepted, it was observed that the cashbooks being used by the University is lacking the complete data or information needed in the proper accounting and auditing of related cash accounts. Further, these cashbooks, records and registers were not maintained in accordance with the format provided in the Volume II of the GAM which deprives the audit team of the relevant information needed for audit.

4.5 Section 64 Designation of collecting officers for government agencies of PD 1445 states that:

The head of an agency may designate such number of collecting officers or agents as may be deemed necessary. They shall render reports of their collections, under the regulations of the

Commission, to be submitted promptly to the auditor concerned who shall conduct the necessary examination and audit within thirty days from receipt thereof.

4.6 We recommended the Management to instruct the Accountable Officer to (a) maintain the records and registers as cited under the Revised Cash Examination Manual and as presented in the Volume II of the GAM for more effective and efficient monitoring and control of funds and for proper accounting and auditing of related accounts thereafter in lieu of the cashbooks being maintained; and (b) to record all transactions of cash in bank including receipts and issuances of checks, record cancelled checks and debit and credit memos in the checkbooks.

4.7 The management commented that the deficiencies were noted and agreed to comply with the audit recommendations.

5. The management failed to notify the Audit Team of the time and date of every scheduled delivery of procurements on various supplies and materials contrary to Section 44 and 58 of PD 1445 and Section 6.6. of COA Circular No. 95-006 dated May 18, 1995.

5.1 Sections 44 and 58 of PD 1445 provides that:

Section 44. Check and audit of property or supplies. The auditor shall from time to time conduct a careful and thorough check and audit of all property or supplies of the agency to which he is assigned. Such check and audit shall not be confined to a mere inspection and examination of the pertinent vouchers, inventories, and other papers but shall include an ocular verification of the existence and condition of the property or supplies. The recommendation of the auditor shall be embodied in the proper report. (*underscoring ours*)

Section 58. Audit of assets. The examination and audit of assets shall be performed with a view to ascertaining their existence, ownership, valuation and encumbrances as well as the propriety of items composing the respective asset accounts, determining their agreement with records; proving the accuracy of such records; ascertaining if the assets were utilized economically, efficiently and effectively; and evaluating the adequacy of controls over the accounts.

5.2 Moreover, COA Circular No. 95-006 dated May 18, 1995 specifically provides that the management official responsible for accepting deliveries of procured items shall, within twenty four (24) hours from such

acceptance, notify the Auditor of the time and date of the scheduled deliveries.

- 5.3 It has been observed that series of procurements on various supplies and materials were done without management notice to COA to conduct the ocular inspection for the deliveries of materials and supplies. For the year 2021, the total amount of ₱6,177,702.68 utilized for supplies and materials and the validity of the amount being utilized could not be ascertained due to failure of the management to notify within twenty-four (24) hours upon delivery of the said materials and supplies. Also, the Government Report of Projects, Programs and Activities (PPAs) were not provided by the agency at the beginning of the year to report the list of those on-going and yet to be implemented PPAs within the year.
- 5.4 Verifications disclosed that these deficiencies were due to the following reasons:
- a) The management has a newly appointed Property and Supply Officer;
 - b) The management is encountering difficulty in requesting for inspection due to bulk purchases of supplies and materials; and
 - c) Lack of awareness of the management of the provisions in the audit of inventories.
- 5.5 Notification of deliveries of properties and supplies to the Audit Team provides for fulfillment of team's task of ocular inspection to check delivered items quality, existence and completeness to prevent irregularities and improve process inspection.
- 5.6 The failure of the Management to comply with the COA Circular No. 95-006 may lead to possible fraud and collusion, casting doubts as to the veracity of the existence, quantity and quality of the procurement as well as their conformance with the specifications.
- 5.7 We therefore recommended that the management to include the Audit Team in the acquisition, delivery, inspection and acceptance activities of the agency and to submit the necessary inventory reports to the Office of the Auditor within the reglementary period.**
- 5.8 The Management commented that a notification will be sent to the Office of the Auditor every time there is an acquisition, delivery, inspection and acceptance of procured inventory.

6. Delayed and/or non-submission of copies of contracts/ Purchase Orders (POs)/ Job Orders (JOs), Memorandum of Agreements (MOAs) with Commission on Higher Education (CHED), Department of Science and Technology (DOST), United Nations (UN) and other agencies whether public or private agencies to the Office of the Auditor within the prescribed timeline contrary to Section 107 and 122 of PD 1445, and COA Circular No. 2009-001 dated February 12, 2009, thereby prevented the Audit Team to effectively review and evaluate the contracts at the most appropriate time and manner.

- 6.1 Section 107 and Section 122 of PD 1445 requires that the Management submit reports to the Commission in a timely manner as elaborately stated above.
- 6.2 Further, COA Circular No. 2009-001 dated February 12, 2009 prescribes submission of copy of government contracts, purchase orders and their supporting documents to the COA as provided under the following sections, to wit:

3.0 Submission and Review Process

3.1 Contracts

3.1.1 Within five (5) working days from the execution of a contract by the government or any of its subdivisions, agencies or instrumentalities, including government-owned and controlled corporations and their subsidiaries, a copy of said contract and each of all the documents forming part thereof by reference or incorporation shall be furnished to the Auditor of the agency concerned. In case of agencies audited on an engagement basis, submission of a copy of the contract and its supporting documents shall be to the Auditor of the mother agency or parent company, as the case may be.

3.1.4 The auditorial review shall consist in the evaluation of compliance with the requirements of applicable laws, rules and regulations, completeness of documentary requirements and an initial evaluation that the contractual covenants are not disadvantageous to the government. Without waiting for the lapse of the period herein established, the Auditor concerned shall call the immediate attention of management regarding defects and deficiencies noted in the contract and suggest such corrective measures as are appropriate and warranted. Where the defect or deficiency is not susceptible of rectification and renders the contract totally or partially void, the head of the agency shall be notified within twenty-four (24) hours from such determination indicating the reasons therein.

3.1.7 The procedures and timelines herein outlined shall also apply to supplementary contracts, variation orders and the like.

3.2 Purchase Orders

3.2.1 A copy of any purchase order irrespective of amount, and each and every supporting document, shall, within five (5) working days from issuance thereof, be submitted to the Auditor concerned. Within the same period, the Auditor shall review and point out to management defects and/or deficiencies, if any, in the same manner provided in the second and third sentences of item 3.1.4 hereof

3.2.2 In case of doubt as to the reasonableness of the price of the items purchased, the Auditor shall conduct a canvass thereof making use of price references provided, among others, by legitimate suppliers, the Procurement Service, the Technical Services Office, other government agencies with similar procurement and those posted in the internet.

6.3 Moreover, failure on the part of the officials and employees to comply with the said ruling shall be penalized as stated under the Section 4 of the same Circular which states that:

4.0 Penalty Clause

4.1 Any unjustified failure of the officials and employees concerned to comply with the requirements herein imposed shall be subject to the administrative disciplinary action provided in (a) Section 127 of Presidential Decree No. 1445; (b) Section 55, Title I-B, Book V of the Revised Administrative Code of 1987; and (c) Section 11 of Republic Act No. 6713.

4.2 Upon receipt of information or discovery by the auditor of such failure by management to comply with the required submission, an Audit Observation Memorandum shall be issued by him calling the attention of the latter, and requesting compliance, else the transactions covered by the unsubmitted documents be suspended in audit and the penalty prescribed by law under 4.1 be enforced.

6.4 As per observation of the Audit Team, the Management was not submitting any Memorandum of Agreement or Memorandum of Understanding or Letter of Understanding and the likes with any of the public or private agencies e.g (CHED, DOST, UN, etc.) within five (5) days after the execution of the contract that will lead to the prevention of

the Audit Team to review and verify them at the most appropriate time and manner.

- 6.5 Though some of the contracts, POs, and MOAs are attached to the disbursement vouchers as supporting documents for the initial transaction, these documents are forwarded to the office of the auditor for more than five days already after the execution thereof or worst said documents are only forwarded to the Office upon request of source agencies of the liquidation of related funds duly verified by the Office in order to become eligible for another fund transfer. Thus, due to the non-submission and/or delay of submission of these contracts, POs, and MOAs together with its supporting documents, the Audit Team cannot verify and evaluate the appropriateness of the transactions in proper time and manner.
- 6.6 **We reiterated our recommendation that the Management that pertinent copies of contracts/POs/JOs, MOAs with CHED, DOST, UN and other agencies whether public or private agencies together with its supporting documents should be submitted to the auditor within five (5) working days upon approval of the projects/programs/activities/contracts. Further, it's Financial/Liquidation Reports should have been submitted to the auditor for verification within 60 days after the completion of the same as set under the MOA.**

7. Non-submission of prompt Management replies to the Audit Observation Memorandum (AOMs) issued by the Audit Team and duly accomplished Agency Action Plan and Status of Implementation (AAPSI) form on the remedial measures contained in the AAR for the CY 2020 contrary Section 91 of the General Provisions (GP) of FY 2021 GAA (RA 11518) and COA Memorandum No. 2014-002 dated March 18, 2014, thereby preventing the timely monitoring, validation, and follow up on the status of its implementation.

- 7.1 Section 91 of the GP of FY 2021 GAA (RA 11518) on the Report on Commission on Audit Findings and Recommendation provides that:

Within sixty (60) days from receipt of the COA Annual Audit Report, agencies concerned shall submit to the COA, either in printed form or by way of electronic document, a status report on the actions taken on said audit findings and recommendations using the prescribed form under COA Memorandum No. 2014-002 dated March 18, 2014. They shall likewise furnish the DBM, the Speaker of the House of Representatives, the President of the Senate of the Philippines, the House Committee on Appropriations and the Senate Committee on Finance, either in printed form or by way of electronic document, a copy of said reports.

The head of agency concerned and the agency's web administrator or his/her equivalent shall be responsible for ensuring that said status reports are posted on the agency's website. (*underscoring ours*)

- 7.2 Likewise, COA Memorandum No. 2014-002 on the Enhanced monitoring of compliance with recommendations in the AAR through the AAPSI and Action Plan Monitoring Tool (APMT) requires the use of AAPSI form as provided for in its Annex A which combines both an action plan and status of implementation of the previous year's recommendations and further states that:

The Agency Action Plan (AAP) is prescribed in the Integrated Results and Risk-Based Audit Manual (IRRBAM). It is a tool for government agencies to indicate action plans on the audit observations and recommendations contained in the AAR, and for the auditor to monitor the said action plans.

- 7.3 Said COA Memorandum which served as the basis of the Audit Team to require the University to submit said duly accomplished AAPSI form in order to be informed of the actions taken by the Management on the recommended remedial measures mentioned by the COA on the AAR which shall then be validated by the Audit Team.
- 7.4 For CY 2021, it was observed that the Management replies to the AOMs issued for the CY 2020 transactions were communicated to the Audit Team months beyond the requested submission period within fifteen (15) days upon receipt thereof. Further, to date the Management have not submitted the required AAPSI form which shall be submitted within 60 days from the receipt of the CY 2020 AAR, thus contrary to the above-mentioned provisions. These deficiencies prevented the Audit Team to timely monitor, validate, and follow up the status of implementation of the recommendations issued.
- 7.5 We recommended the management to regularly submit Management response to the issued AOMs within the prescribed period from its receipt and submit the prescribed duly accomplished AAPSI form within 60 days from the receipt of the AARs.**
- 7.6 During the exit conference, the Management agreed that there will be a focal person assigned to submit required reports coming from the different departments of the University to COA in order to avoid non-submission of these reports i.e. AAPSI form.

- 8. TCTO was not compliant with the Transparency Seal as mandated by Section 96 of General Appropriations Act (GAA) for CY 2021 and the provisions of Section 95 and 96 of GAA 2021 with regards to Transparency**

of Infrastructure Projects due to non-awareness of the Management of the said provisions that lead to deprivation of information of the stakeholders and/or end-users of the University that need transparency and accountability.

8.1 Section 96 of the GP of FY 2021 GAA (RA 11518) defines and requires maintenance of Transparency Seal as follows:

Section 96. *Transparency Seal.* To enhance transparency and enforce accountability, all agencies of the government shall maintain a Transparency Seal to be posted on their websites. The Transparency Seal shall contain the following information:

- i. the agency's mandates and functions, names of its officials with their position and designation, and contact information;
- ii. approved budgets and corresponding targets, immediately upon approval of this Act;
- iii. modifications made pursuant to the general and special provisions in this Act;
- iv. annual procurement plan/s and contracts awarded with the winning supplier, contractor or consultant;
- v. major activities or projects categorized in accordance categorized in accordance with the 0+10 point socioeconomic agenda and their target beneficiaries;
- vi. status of implementation, evaluation and/or assessment reports of said programs or projects;
- vii. Budget and Financial Accountability Reports;
- viii. People's Freedom to Information (FOI) Manual signed by head of agency, Agency Information Inventory, 2019 and 2020 FOI Summary Report, and 2019 and 2020 FOI Registry; and
- ix. annual reports on the status of income authorized by law to be retained or used and be deposited outside of the National Treasury which shall include the legal basis for its retention and use, the beginning balance, income collected and its sources, expenditures, and ending balance for the preceding fiscal year.

The heads of the agencies and their web administrators or their equivalent shall be responsible for ensuring compliance with this Section.

The DBM shall post on its website the status of compliance by all agencies of the government.

Moreover, websites should also contain annual reports, as required under National Budget Circular Nos. 507 and 507-A dated January 31, 2007 and June 12, 2007, respectively, for the last three (3) years.

- 8.2 Likewise, Section 95 of the aforesaid GAA for the Fiscal Year 2021 on the Transparency in Infrastructure Projects provides that:

Section 95. Transparency in Infrastructure Projects. All agencies of the government shall post the following on their respective websites, within the period indicated:

- a) The project title, location and detailed description; detailed estimates in arriving at the Approved Budget for the Contract; winning contractor and the detailed estimates of the bid as awarded; Source of fund, implementing office, responsible official; and their contact details; and start of construction and target date of completion, within thirty (30) calendar days from entering into contract;
- b) Quarterly status update, including geo-tagged photos, of the project, and in case of delay, state the reason/s; and
- c) The detailed actual cost of the project; and variation orders issued, if any, within 30 calendar days from the issuance of a certificate of completion.

The heads of the agencies and web administrators or their equivalent shall be responsible for ensuring compliance with this Section.

- 8.3 The non-compliance of the University with these provisions was due to non-awareness of the Management as to the need to post all the required and pertinent documents and reports in the website of the University that could lead to deprivation of the stakeholders and other third party-users of information of the University to know and be informed of the programs/activities and projects and other reports of the University.
- 8.4 **We therefore recommended the Management to update the official website of the University with information mentioned in Sections 95 and 96 of GAA 2021 and maintain yearly the update of this information by assigning web administrators for these tasks.**

- 8.5 The Management commented that the website of the TCTO is under maintenance and is also undergoing updates to conform to the provisions stated in this observation.

9. Buildings and Other Structures of the University were not Differently-Abled Persons/Persons with Disability (PWDs) friendly contrary to Batas Pambansa (BP) Blg. 344; thus, may deprive the persons needing assistance especially students and employees to access the services of the University.

- 9.1 Section 1 of BP Bilang 344, otherwise known as An Act to Enhance the Mobility of Disabled Persons by Requiring Certain Buildings, Institutions, Establishments, and Public Utilities to Install Facilities and Other Devices, provides that:

Section 1. In order to promote the realization of the rights of disabled persons to participate fully in the social life and the development of the societies in which they live and the enjoyment of the opportunities available to other citizens, no license or permit for the construction, repair or renovation of public and private buildings for public use, educational institutions, airports, sports and recreation centers and complexes, shopping centers or establishments, public parking places, workplaces, public utilities, shall be granted or issued unless the owner or operator thereof shall install and incorporate in such building, establishment, institution or public utility, such architectural facilities or structural features as shall reasonably enhance the mobility of disabled persons such as sidewalks, ramps, railings and the like. If feasible, all such existing buildings, institutions, establishments, or public utilities may be renovated or altered to enable the disabled persons to have access to them: Provided, however, That buildings, institutions, establishments, or public utilities to be constructed or established or which licenses or permits had already been issued may comply with the requirements of this law: Provided, further, That in case of government buildings, streets and highways, the Ministry of Public Works and Highways shall see to it that the same shall be provided with architectural facilities or structural features for disabled persons.

In the case of the parking place of any of the above institutions, buildings, or establishments, or public utilities, the owner or operator shall reserve sufficient and suitable space for the use of disabled persons. (underscoring ours)

- 9.2 Further, Section 33 of the GP of FY 2021 GAA (RA 11518) on the Programs and Projects Related to Senior Citizens and PWDs requires the following provisions:

Pursuant to existing laws, all agencies of the government shall formulate plans, programs, and projects intended to address the concerns of senior citizens and persons with disability, insofar as it relates to their mandated functions, and integrate the same in their regular activities.

Moreover, all government infrastructures and facilities shall provide architectural or structural features, designs or facilities that will reasonably enhance the mobility, safety and welfare of persons with disability pursuant to Batas Pambansa Bilang No. 344 and RA No. 7277, as amended. (underscoring ours)

- 9.3 Our ocular inspections and interviews with the Management disclosed that most of these are not friendly with differently-abled persons/PWDs, thus, not compliant with the above provisions which can deprive the persons needing assistance to access the facilities and services of the University comfortably and freely.
- 9.4 **We therefore recommended that the management conduct planning conferences to ensure that all the buildings and other structures of the University are friendly to differently-abled persons/PWDs, and include the same in its budget pursuant to BP Blg 344 in order to address their rights to participate fully in the social life and the development of the societies within the University.**
- 9.5 The Management confirmed to the Audit Team that the newly built Buildings and Infrastructure projects of MSU-TCTO are PWD friendly but as to the old building, they committed to conduct planning and budgeting as to how to renovate the buildings to conform to the standards of BP Blg 344 in line with the mandate of the University.

Gender and Development (GAD) Plan and Program

10. **Management was unable to institutionalize a GAD Database that should have reflected gender statistics and sex-disaggregated data, the core basis for planning, budgeting, programming, and policy formulation, contrary to Section 4.4 of the PCW-NEDA-DBM Joint Circular No. 2012-01 on the Guidelines for the Preparation of Annual GAD; hence, its effectiveness cannot be ascertained and caused a low utilization rate of GAD budget.**

- 10.1 Section 4.4 of the PCW-NEDA-DBM Joint Circular No. 2012 requires that GAD Database/Sex-disaggregated Data be managed or adapted in every agency, to wit:

The agency shall develop or integrate in its existing database GAD information to include gender statistics and sex-disaggregated data that have been systematically

produced or gathered as inputs or bases for planning, budgeting, programming, and policy formulation.

- 10.2 Further, Section 31 of the GP of the GAA for FY 2021 (RA No. 11518) requires all agencies of the government to formulate a GAD Plan designed to address gender issues within their concerned sectors or mandate and shall allocate 5 percent of their budget for these activities, to wit:

GAD Plan shall be integrated in the regular activities of the agencies, which shall be at least five percent (5%) of their budget. For this purpose, activities currently being undertaken by the agencies which relate to GAD or those that contribute to poverty alleviation, economic empowerment especially of marginalized women, protection, promotion, and fulfillment of women's human rights, and practice of gender-responsive governance are considered sufficient compliance with said requirements. Utilization of the GAD budget shall be evaluated based on GAD performance indicators identified by said agencies.

- 10.3 However, verification disclosed that the University was unable to establish a GAD Database. This database which shall be used in gender analysis to identify gender issues, should have contained data on individuals broken down by sex, and reflected the realities of the lives of women and men, and gender policy issues.

- 10.4 The resulting analysis would then be the basis of the University's GAD policies, programs, projects, and activities in addressing and ensuring that the different concerns of women and men are addressed equally and equitably.

- 10.5 For CY 2021, verifications made disclosed the following:

- a) MSU-TCTO's GAD Plan and Budget **duly approved by the PCW** were not submitted to the Office of the Auditor; and
- b) Programs, Projects and Activities conducted and reported in the GAD Accomplishment Report should be focused on the mandates of MSU-TCTO as laid down in RA 6060 or also known as An Act to Establish the Sulu College of Technology and Oceanography as a Unit of the Mindanao State University, in Defining its Objectives, Appropriating Funds Therefor, and for other Purposes.
- c) Low budget allocation for GAD Plan and unutilized GAD budget for gender issues.

10.6 Nevertheless, the GAD accomplishments for CY 2021 which showed total

Provision for GAD Budget				GAD Expenditures			
Agency's Total Appropriations	5% of Agency's Total Appropriations	Actual GAD Budget	Percentage of Actual GAD Budget to Agency's Total Appropriations	GAD Related Activities	Non GAD Related Activities	Total GAD Expenditures	Percentage of total GAD Expenditures to Actual GAD Budget
₱620,043,000.00	₱31,002,150.00	₱3,407,106.55	0.4893%	₱2,893,703.00	₱109,883.55	₱3,033,586.55	88.16%

expenditures totaling ₱3,033,586.55 is shown below:

10.7 It can be gleaned from the above table that the required amount that should have been allocated for GAD Plan which is 5 percent of the agency's budget of ₱620,043,000.00 was not complied by the University contrary to Section 31 of the GP of the GAA for FY 2021 (RA No. 11518). Further, out of the ₱3,407,106.55 GAD allocated budget made, it was able to spent only ₱3,033,586.55 or only 88.16 percent; thus, the opportunity to implement activities that contribute to poverty alleviation, economic empowerment, protection, promotion, and fulfilment of women's human rights, and practice of gender-responsive governance fell short. Additional pressing gender issues might have been gathered and addressed had the GAD Database been institutionalized; thus, the allocated GAD budget could have reached higher utilization.

10.8 We recommended that Management:

- a) **Require the GAD Focal to establish and maintain a GAD database containing Sex-Disaggregated data and gender statistics and consider such in the preparation of the GAD Plan and Budget pursuant to Section 4.4 of the PCW-NEDA-DBM Joint Circular No. 2012-01 to be able to gather all pressing gender issues in the University;**
- b) **Allocate at least five percent of its total budget for the GAD Plan and fully implement programmed activities to fully comply with the GP of the GAA for the FY 2018; and**
- c) **Maximize the utilization of the allocated GAD budget, especially in activities that address the differential gender concerns through capacity development on GAD, in accordance with the provisions of the GAA, the Magna Carta of Women (R.A. No. 9710), the**

Convention on the Elimination of All Forms of Discrimination Against Women (CEDAW), the Beijing Platform for Action, the Philippine Plan for Gender-Responsive Development (1995-2025), and the Philippine Development Plan (2017-2022).

Compliance with Property Insurance Law

- 11. Buildings and other school properties of the University were not insured with the General Insurance Fund (GIF) of the Government Service Insurance System (GSIS) despite the mandatory requirement as provided in COA Circular No. 92-390 dated November 11, 1992, thus, exposing these properties to risk of not being indemnified for any damage or loss due to any fortuitous event such as fire, earthquake, typhoon and/or flood.**

- 11.1 Item 1.1.2 of COA Circular No. 92-390 dated November 17, 1992 on the Inventory of Physical Assets, Insurance and Bonding of Risks with the General Insurance Fund of the GSIS provides that:

xxx All insurable assets and properties of the government are adequately covered/insured with the General Insurance Fund of the GSIS xxx.

- 11.2 Item 3.1 of the same Circular provides that:

All heads of national agencies, local government units and Government-owned or controlled corporations shall be responsible for the preparation and submission of the inventory of all insurable physical assets. xxx

- 11.3 All insurable properties of the Agency must be covered with the appropriate property insurance with the Government Service Insurance System (GSIS) in order to indemnify or compensate the Agency for any damage to, or loss of, its properties due to fire, earthquake, storm, or other casualty.

- 11.4 Verification of the University's PPE disclosed that insurable assets particularly its buildings and other structures are at risk of loss without indemnification in case of fire or other fortuitous event because they were not insured with the property insurance with the General Insurance Fund of the GSIS.

- 11.5 This observation appeared in AAR for CY 2019 and is still not complied as of to date.

11.6 We recommended that the University adhere to the provisions of COA Circular No. 92-390 dated November 17, 1992.

11.7 The Management commented that it is in the process of acquiring land titles where the Building is located. Also, they are in communication with the Board of Regents and DBM to allocate funds for acquiring ownership or title for lands such as surveying the area.

Compliance with Tax Laws

12. MSU-TCTO regularly remitted to the BIR taxes withheld from compensations and VAT from purchased of goods and services for the CY 2021 totaling ₱25,929,528.98 thru Tax Remittance Advice.

Compliance with the Mandatory Remittances

13. MSU-TCTO was compliant with the remittances of GSIS premiums, Pag-IBIG, and PhilHealth contributions deducted from the salaries of its personnel and also the remittance of the government share of the premiums of its officials and employees for the CY 2021 as follows:

Particulars	Amount
GSIS Remittances	73,822,834.29
Pag-IBIG Remittances	17,098,348.04
Phil. Health Insurance Corp. Remittances	4,222,206.86
Total	95,143,389.19

Statement of Suspensions, Disallowances, and Charges

14. There were no Suspensions, Disallowances and Charges for the year ended December 31, 2021.

PART III

STATUS OF IMPLEMENTATION OF PRIOR YEAR'S UNIMPLEMENTED AUDIT RECOMMENDATIONS

STATUS OF IMPLEMENTATION OF PRIOR YEAR'S UNIMPLEMENTED AUDIT RECOMMENDATIONS

Of the thirty eight (38) prior year's audit recommendations, fourteen (14) were fully implemented, eleven (11) were partially implemented, and thirteen (13) still not implemented as of report date.

Ref.	Observation	Recommendation	Status of Implementation
Page 30 – 33 of AAR CY 2020	Delayed submission of disbursement vouchers, payrolls, trial balances, bank reconciliation as well as Report of Checks Issued (RCI) and Report of Collections and Deposits (RCD) for both General and Trust Funds for the Calendar Year 2020 to the Office of the Auditor, in violation of Section 107 and Section 122 of PD 1445 (State Audit Code of the Philippines), Section 7.2.1 of COA Circular No. 2009-006 and Sections 59 and 60, Chapter 19, Volume I of the Government Accounting Manual (GAM) for NGAs, and Article 218 of the Revised Penal Code, thereby refraining the Audit Team to render timely audit.	We reiterated our recommendations that the Accountable Officers:	Fully Implemented
		1. Determine and address all the reasons for the delay in the submission of the required reports and consider imposing sanctions on the persons responsible for the delayed submission of the financial reports and supporting documents to the COA Office. Further, review and evaluate the performance of the finance personnel; and recommend replacement for those found undesirable with qualified personnel with the right work attitude;	Fully Implemented
		2. Conduct planning, target setting and prepare commitment reports particularly on the timelines on the submission of transaction documents/reports and financial statements provided in Sections 107 and 122 of PD 1445, Section 7.2.1 of COA Circular No. 2009-006 and Sections 59 and 60, Chapter 19, Volume I of the GAM for NGAs, and Article 218 of the Revised Penal Code to avoid repercussions stated herein; and	Fully Implemented
		3. Conduct periodic monitoring of submission of required reports to COA, Department	Fully Implemented

Ref.	Observation	Recommendation	Status of Implemen- tation
		of Budget and Management (DBM) and other regulatory bodies and see to it that all the required reports are submitted on time.	
Page 33 – 35 of AAR CY 2020	Delayed and/or non-submission of copies of contracts/ Purchase Orders (POs)/ Job Orders (JOs), Memorandum of Agreements (MOAs) with Commission on Higher Education (CHED), Department of Science and Technology (DOST), United Nations (UN) and other agencies whether public or private agencies to the Office of the Auditor within the prescribed timeline contrary to Section 107 and 122 of PD 1445, and COA Circular No. 2009-001 dated February 12, 2009, thereby prevented the Audit Team to effectively review and evaluate the contracts at the most appropriate time and manner.	4. We therefore recommended the Management that pertinent copies of contracts/POs /JOs, MOAs with CHED, DOST, UN and other agencies whether public or private agencies together with its supporting documents should be submitted to the auditor within five (5) working days upon approval of the projects/ programs/ activities/ contracts. Further, it's Financial/ Liquidation Reports should have been submitted to the auditor for verification within 60 days after the completion of the same as set under the MOA.	Partially Implemented <i>Reiterated</i>
Page 35 – 37 of AAR CY 2020	MSU-TCTO was not compliant with the Transparency Seal as mandated by Section 94 of General Appropriations Act (GAA) for CY 2020 and the provisions of Section 93 of GAA 2020 with regards to Transparency of Infrastructure Projects due to non-awareness of the Management of the said provisions that lead to deprivation of information of the stakeholders and/or end-users of the University that need transparency and accountability.	5. We therefore recommended the Management to update the official website of the University with information mentioned in Sections 93 and 94 of GAA 2020 and maintain yearly the update of this information by assigning web administrators for these tasks.	Not Implemented <i>Reiterated</i>
Page 37	The University does not	We reiterated our	

Ref.	Observation	Recommendation	Status of Implemen- tation
– 40 of AAR CY 2020	provide at the beginning of the year, their respective assigned Supervising Auditors (SAs) and Audit Team Leaders (ATLs) with a list of all on-going government projects/ programs/ activities (PPA) and those that are to be implemented during the year and tarpaulins signboards for infrastructure projects were not posted or displayed in the project location in the manner prescribed in COA Circular No. 2013-004 dated January 30, 2013, thereby restraining public participation in the promotion of good governance through transparency and accountability.	<p>recommendations that the Management:</p> <p>6. At the beginning of the year, provide the assigned SA and ATL with a list of all on-going government PPA and those that are to be implemented during the year;</p> <p>7. Direct the Project Engineers to check/monitor the University/contractor's proper installation of signboards/notices of implemented PPA;</p> <p>8. Inform the Audit Team within ten (10) days after the award of the infrastructure project or before the start of the program/activity that the appropriate project signboards and/or public notices are already posted in order for the Audit Team to validate the same;</p> <p>9. Post the sign boards and/or public notices in the project location as soon as the award of project has been made; and</p> <p>10. Update the COA tarpaulin by indicating its percentage of completion every period as required by Section 3.2 of COA Circular No. 2013-004 dated January 30, 2013.</p>	<p>Not Implemented</p> <p>Fully Implemented</p> <p>Fully Implemented</p> <p>Fully Implemented</p> <p>Fully Implemented</p>
Page 40 – 45 of AAR CY 2020	For the CY 2020, contract documents for infrastructure projects with all of its supporting documents and purchase orders issued for supplies and materials were still not furnished to the Auditor's office within five (5) working days from the	<p>We reiterated our recommendations that Management should:</p> <p>11. Require the Bids and Awards Committee (BAC) to expedite the submission of the 2020 approved contracts and strictly ensure that they are supported</p>	Partially Implemented

Ref.	Observation	Recommendation	Status of Implemen- tation
	date the contract was perfected and purchase orders were issued in violation of the provisions of Sections 3.1.1 and 3.2.1, respectively of COA Circular No. 2009-001, resulting to delay of the Auditor in conducting review and in informing Management of defects/deficiencies, if any and delay in informing the Technical Audit Specialist (TAS) assigned in the auditing unit/cluster or to the Regional Technical Services Office (RTSO), as the case may be, for inspection so that 100% completed project could be turnover by the contractor and accepted by the Management.	with complete documentation/attachment; 12. Regularly submit within five (5) working days from the execution of the contract the contract documents together with all of its supporting documents and purchase orders for supplies and materials for current and succeeding years; and 13. Require the concerned personnel to revisit the pertinent rules and regulations such as COA Circular No. 2009-001 dated February 12, 2009.	Not Implemented Partially Implemented
Page 45 – 48 of AAR CY 2020 and Page 59 -61 of AAR 2019	Failure to prepare and submit Annual Procurement Plan (APP) and Project Procurement Management Plan (PPMP) for CY 2020, thereby affecting the evaluation of the legality and propriety of the audited procured goods and infrastructure projects in violation of Section 7 (Procurement Planning and Budget Linkage), Rule II (Procurement Planning) of the revised IRR of RA 9184 otherwise known as the Government Procurement Reform Act.	14. We reiterated our recommendations that the University prepare a meticulous and judicious PPMP and consolidate it properly to produce APP for all funds in compliance with Section 7 of the Republic Act No. 9184 otherwise known as the Government Procurement Reform Act and as required under DBM Circular Letter No. 2011-06 and 2011-06A.	Partially Implemented
Page 48 – 50 of AAR CY 2020 and Page 61	The University failed to submit sufficient data of its Updated Agency Personnel Profile (plantilla of personnel) as of December 31, 2020 contrary to Section 122 of PD 1445. The inability of the Personnel Division to submit	15. We recommended that the Management should instruct the HRMO Department to submit current plantilla of personnel every year and furnish the Audit Team copies of agency personnel movements (i.e. approved	Not Implemented

Ref.	Observation	Recommendation	Status of Implemen- tation
to 62 of AAR 2019	the current plantilla of personnel casted doubt as to the legality, propriety and appropriateness of the amount charged in the Personnel Services.	appointment/contract of service of every newly hired, promoted as well as the newly renewed contract) beforehand.	
Page 50 – 52 of AAR CY 2020	Sending officials and employees to seminar/s trainings sponsored by non-COA accredited private and non-government organizational training institutions violated PD 1445 Sections 17 and 32 and COA Circular No. 95-008 dated September 7, 1995, caused the incurrance of irregular traveling expenses resulting to wastage of funds.	16. We recommended to the Management to stop sending off officials and employees to seminars/ trainings to non-COA Accredited private and non-government organizational training institutions to avoid irregular traveling expenses and in pursuance to COA Circular No. 95-008 datde September 7, 1995 and PD 1445 Section 32.	Fully Implemented
Page 53 – 55 of AAR CY 2020	Non-maintenance of Cash Receipts Record (CRR), Cash Disbursement Record (CDR), Check Disbursement Record (CkDR) or their equivalents, such as Cash Receipts Register (CRR), Petty Cash Register (PCR), and Cash Disbursements Register (CDR) by the Accountable Officers contrary to Revised Cash Examination Manual as prescribed by COA Memorandum No. 2013-004 dated July 9, 2013.	17. We recommended the Management to instruct the Accountable Officer to (a) maintain the records and registers as cited under the Revised Cash Examination Manual and as presented in the Volume II of the GAM for more effective and efficient monitoring and control of funds and for proper accounting and auditing of related accounts thereafter in lieu of the cashbooks being maintained; and (b) to record all transactions of cash in bank including receipts and issuances of checks, record cancelled checks and debit and credit memos in the checkbooks.	Not Implemented <i>Reiterated</i>
Page 55 – 57 of AAR CY 2020	Department Heads were performing disbursing functions contrary to the provisions of Section 50, Volume III of the GAAM	Though there were no shortages or losses of funds noted after the cash examination of the Audit Team, we recommended to Management that:	

Ref.	Observation	Recommendation	Status of Implementation
	giving them the opportunity to authorize, purchase and liquidate on their own, that can help them conceal errors and irregularities which may result to possible loss or misappropriation of government funds.	<p>18. Requesting units like department heads should no longer be allowed to do disbursing functions to eliminate opportunities to conceal errors and irregularities;</p> <p>19. Only disbursing officers and Special Disbursing Officer are allowed Cash Advances other than travel as this are their sole purpose; and</p> <p>20. Implement Section 50, Volume III of the GAAM regarding the separation of functions and duties to eliminate opportunities to conceal errors and fraud.</p>	<p>Fully Implemented</p> <p>Fully Implemented</p> <p>Fully Implemented.</p>
Page 57 – 59 of AAR CY 2020	Non-notification of transfer of accounts from Accountable Officer (AO) to succeeding AO resulting to no proper turn-over of cash accountability between AOs contrary to Sections 75, 77, and 122 of PD 1445 or the State Audit Code of the Philippines due to unawareness of the Management with the stated provisions that will lead to possible losses and errors in the accountability of the former and new AO.	<p>We recommended that the Management:</p> <p>21. Inform the Audit Team about the changes of position of every official and employees of the agency especially the accountable officers as these are very crucial in the audit of their accounts and giving of clearances upon retirement; and</p> <p>22. Strictly comply with the provisions Sections 75, 77 and 102 of PD 1445.</p>	<p>Fully Implemented</p> <p>Fully Implemented</p>
Page 59 – 60 of AAR CY 2020 and Page 58-	Buildings and other school properties of the College were not insured with the General Insurance Fund (GIF) of the Government Service Insurance System (GSIS) despite the mandatory requirement as provided in COA Circular No. 92-390	<p>23. We recommended that the University adhere to the provisions of COA Circular No. 92-390 dated November 17, 1992.</p> <p>24. We reiterated our recommendation that management determine all</p>	<p>Not Implemented</p> <p>Not Implemented</p>

Ref.	Observation	Recommendation	Status of Implemen- tation
59 of AAR 2019; Page 48 of AAR 2018 And Page 31 of AAR CY 2017	dated November 11, 1992, thus, exposing these properties to risk of not being indemnified for any damage or loss due to any fortuitous event such as fire, earthquake, typhoon and/or flood.	properties which can be insured with the GIF of the GSIS and furnished to the Audit Team copy of the RPCPPE and PIF for review and verification and adhere to the provisions of COA Circular No. 92-390 dated November 17, 1992 and Section 11 of RA 656 otherwise known as the Property Insurance Law.	
Page 43-46 of AAR 2019; and Page 44 of AAR 2018	There was a laxity by the management in the enforcement of collections of receivables and payment of liabilities which resulted to the accumulation of uncollected balance of receivables and unpaid liabilities amounting to P13,619,111.17 and P8,427,780.35 respectively, which remained dormant for a long period, contrary to Section 4 Paragraph 6 and Section 111 of PD 1445, COA Circular no. 97-001 dated February 5, 1997 and COA Circular No. 2016-005 dated December 19, 2016.	<p>We reiterated our recommendations that the management:</p> <p>25. Comply with the provisions of Section 111 of PD 1445 paragraphs 1 and 2 as regards to recording of accounts;</p> <p>26. Undertake more aggressive measures that will facilitate the collection of these long outstanding past due receivables such as sending letter reminders, conduct of house to house collection campaign among delinquent borrowers, and if warranted, avail of civil remedies for the collection of these accounts.</p> <p>27. Secure complete documents to support the claims against the agency as required under Section 4 Paragraph 6 of PD 1445 and intensify its efforts to pay all of the liabilities with complete documentations.</p> <p>28. Verify, review and analyze the dormant asset and liability accounts totaling P13,619,111.17 and P8,427,780.35, respectively, as required under COA</p>	<p>Not Implemented</p> <p>Not Implemented</p> <p>Not Implemented</p> <p>Not Implemented</p>

Ref.	Observation	Recommendation	Status of Implementation
		<p>Circular No. 97-001 and effect the necessary adjustment/s to arrive at the correct account balance at year-end; and</p> <p>29. Receivable Accounts totaling P13,619,111.17 which were dormant and which may be written-off, be guided by the procedures in the write-off of dormant accounts as set forth in the COA Circular No. 2016-005.</p>	Not Implemented
<p>Page 48-50 of AAR 2019;</p> <p>Page 51-59 of AAR 2018</p>	<p>Non-reporting of government programs, project and activities in manner prescribed in Section 2.1, 2.2.3, 2.2.4 and 3.1 of COA circular No. 2013-004, dated January 30, 2013, thus resulting to the delays in the reporting and validation of the projects.</p>	<p>We recommended that management should:</p> <p>30. At the start of the year, Submit to the Auditor's Office a complete list of all on-going projects, programs and activities and those that are to be implemented during the year and should be updated every quarter as required under Section 2.1 of COA Circular No. 2013-004 dated January 30, 2013 following the format prescribed as presented in Annex B of the same COA Circular;</p> <p>31. Post signboard or tarpaulin containing the complete information needed for every project's site each period especially the percentage of completion each period as presented in Annex A and as required in Section 2.2.3 and 3.2 of COA Circular No. 2013-004 dated January 30, 2013.</p>	<p>Partially Implemented</p> <p>Fully Implemented</p>
<p>Page 50-55 of AAR 2019;</p>	<p>All 2018 and 2019 Contract documents for infrastructure projects with all of its supporting documents and</p>	<p>We reiterated our recommend that management should:</p> <p>32. Immediately submit all the</p>	Partially

Ref.	Observation	Recommendation	Status of Implementation
<p>Page 51-59 of AAR 2018</p> <p>And</p> <p>Page 19-20 of AAR 2013</p>	<p>purchase orders issued for supplies and materials were still not furnished the Auditor within five (5) working days from the date the contract was perfected and purchase orders were issued in violation of the provisions of Sections 3.1.1 and 3.2.1, respectively of COA Circular No. 2009-001, resulting to delay of the Auditor in conducting review and in informing management of defects/deficiencies, if any and delay in informing the Technical Audit Specialist (TAS) assigned in the auditing unit/cluster or to the Regional Technical Services Office(RTSO), as the case may be, for inspection so that 100% completed project could be turnover by the contractor and accepted by the management</p>	<p>remaining 2018 and 2019 original contracts together with all the bidding documents;</p> <p>33. Regularly submit within five (5) working days from the execution of the contract the contract documents together with all of its supporting documents and purchase orders for supplies and materials for current and succeeding years;</p> <p>34. After submitting the complete contract documents together with all of its supporting documents and after determining the project/s is/are 100% completed immediately prepare and submit a request for inspection letter address to COA BARMM Technical Personnel thru the Resident Auditor who will then endorse the said request for inspection to COA BARMM Regional Office so that 100% completed project could be turnover by the contractor and accepted by the management;</p>	<p>Implemented</p> <p>Not Implemented</p> <p>Partially Implemented</p>
<p>Page 67–71 of AAR 2019</p>	<p>Unserviceable/ Obsolete properties with undetermined value were still included in the Property, Plant and Equipment (PPE) Account and were not reclassified under “Other Assets” Account.</p>	<p>We recommended that management:</p> <p>35. Establish proper coordination with the Appraisal Committee to reconcile and recognize the unrecorded lands in the book of accounts after careful evaluation and validation as to the legality of ownership.</p> <p>36. Reconcile the accounting records against the corrected RPCPPE as to the remaining</p>	<p>Partially Implemented</p> <p>Partially Implemented</p>

Ref.	Observation	Recommendation	Status of Implemen- tation
		<p>existing properties of the University and reclassify those PPE identified as unserviceable/obsolete properties to “Other Asset” account; and</p> <p>37. Strictly conform to COA Circular No. 89-296 on how to dispose the unserviceable properties.</p> <p>38. Draw journal entry vouchers to derecognize the unserviceable properties after disposal and apply appropriate accounting procedures to effect adjustments in the books.</p>	<p>Partially Implemented</p> <p>Partially Implemented</p>

PART IV – APPENDICES

MINDANAO STATE UNIVERSITY-TAWI-TAWI COLLEGE OF TECHNOLOGY AND OCEANOGRAPHY
STATEMENT OF FINANCIAL POSITION
As at December 31, 2021
Detailed
(All Funds)

		2021				2020		
		Fund 01	Fund 05	Fund 07	TOTAL	Fund 01	Fund 05	TOTAL
ASSETS								
CURRENT ASSETS								
Cash and Cash Equivalents								
Cash on Hand								
Cash Collecting Officers		-	-	-	-	-	-	-
Petty Cash	10101020-00	20,000.00	5,000.00	-	25,000.00	20,000.00	5,000.00	25,000.00
Total Cash on Hand		20,000.00	5,000.00	-	25,000.00	20,000.00	5,000.00	25,000.00
Cash in Bank - LCCA - LBP	10102020-00	0.00	23,774,539.64	49,913,431.08	73,687,970.72	0.00	90,557,005.67	90,557,005.67
Total Cash in Bank-Local Currency		0.00	23,774,539.64	49,913,431.08	73,687,970.72	0.00	90,557,005.67	90,557,005.67
Total Cash and Cash Equivalents		20,000.00	23,779,539.64	49,913,431.08	73,712,970.72	20,000.00	90,562,005.67	90,582,005.67
Receivables								
Loans and Receivables								
Accounts Receivable	10301010-00	0.00	636,874.80	0.00	636,874.80	0.00	636,874.80	636,874.80
Total Loan and Receivable		0.00	636,874.80	0.00	636,874.80	0.00	636,874.80	636,874.80
Inter-Agency Accounts Receivables								
Due from National Government Agencies	10303010-00	0.00	2,176,500.00	0.00	2,176,500.00	0.00	2,176,500.00	2,176,500.00
Total Inter-Agency Accounts Receivable		0.00	2,176,500.00	0.00	2,176,500.00	0.00	2,176,500.00	2,176,500.00
Other Receivables								
Other Receivables	10305990-00	10,805,736.37	0.00	0.00	10,805,736.37	10,805,736.37	0.00	10,805,736.37
Total Other Receivables		10,805,736.37	0.00	0.00	10,805,736.37	10,805,736.37	0.00	10,805,736.37
Total Receivables		10,805,736.37	2,813,374.80	0.00	13,619,111.17	10,805,736.37	2,813,374.80	13,619,111.17
Inventories								
Inventory Held for Consumption								
Office Supplies Inventory	10404010-00	2,393,409.64	0.00	620,910.35	3,014,319.99	261,120.00	0.00	261,120.00
Other Supplies and Materials Inventory	10404990-00	-	0.00	42,636.08	42,636.08	0.00	0.00	-
Total Inventory Held for Consumption		2,393,409.64	0.00	663,546.43	3,056,956.07	261,120.00	0.00	261,120.00
Semi-Expendable Machinery and Equipment								
Semi-expendable - Office Equipment	10405020-00	1,056,774.71	0.00	338,163.56	1,394,938.27	2,869,805.29	0.00	2,869,805.29
Semi-expendable - Technical and Scientific Equipment	10405130-00	267,432.50	0.00	0.00	267,432.50	0.00	0.00	0.00
Semi-expendable - Other Machinery and Equipment	10405190-00	701,760.84	0.00	0.00	701,760.84	0.00	0.00	0.00
Semi-expendable - Furniture and Fixtures	10406010-00	367,100.00	0.00	0.00	367,100.00	0.00	0.00	0.00
Semi-expendable - Books	10406020-00	0.00	389,515.00	0.00	389,515.00	2,554,716.70	17,768.30	2,572,485.00
Total Semi-Expendable Machinery and Equipment		2,393,068.05	389,515.00	338,163.56	3,120,746.61	5,424,521.99	17,768.30	5,442,290.29

MINDANAO STATE UNIVERSITY-TAWI-TAWI COLLEGE OF TECHNOLOGY AND OCEANOGRAPHY
STATEMENT OF FINANCIAL POSITION
As at December 31, 2021
Detailed
(All Funds)

		2021				2020			
		Fund 01	Fund 05	Fund 07	TOTAL	Fund 01	Fund 05	TOTAL	
Total Inventory		4,786,477.69	389,515.00	1,001,709.99	6,177,702.68	5,685,641.99	17,768.30	5,703,410.29	
Other Current Assets									
Advances									
Advances for Operating Expenses	19901010-00	0.00	0.00	0.00	0.00	0.00	0.00	0.00	0.00
Advances for Payroll	19901020-00	946,452.22	0.00	588,900.00	1,535,352.22	0.00	0.00	0.00	0.00
Advances to Special Disbursing Officers	19901030-00	752,500.00	0.00	0.00	752,500.00	351,980.00	1,000,000.00	1,351,980.00	
Advances to Officers and Employees	19901040-00	544,525.36	0.00	4,500.00	549,025.36	46,100.00	320,250.00	366,350.00	
Advances to Contractors	19902010-00	12,408,135.82	197,962.00	0.00	12,606,097.82	12,238,663.04	698,215.29	12,936,878.33	
Total Other Current Assets		14,651,613.40	197,962.00	593,400.00	15,442,975.40	12,636,743.04	2,018,465.29	14,655,208.33	
Total Current Assets		30,263,827.46	27,180,391.44	51,508,541.07	108,952,759.97	29,148,121.40	95,411,614.06	124,559,735.46	
NON-CURRENT ASSETS									
Property, Plant and Equipment									
Land									
Land	10601010-00	16,994,835.50	0.00	0.00	16,994,835.50	16,994,835.50	0.00	16,994,835.50	
Total Land		16,994,835.50	0.00	0.00	16,994,835.50	16,994,835.50	0.00	16,994,835.50	
Infrastructure Assets									
Power Supply System	10603050-00	1,764,000.00	0.00	0.00	1,764,000.00	1,764,000.00	0.00	1,764,000.00	
Accumulated Depreciation - Power Supply System	10603051-00	(341,219.59)	-	-	(341,219.59)	(235,379.59)	-	(235,379.59)	
Total Infrastructure Assets		1,422,780.41	0.00	0.00	1,422,780.41	1,528,620.41	0.00	1,528,620.41	
Buildings and Other Structures									
School Buildings	10604020-00	253,690,757.65	20,052,301.86	0.00	273,743,059.51	253,690,757.65	20,052,301.86	273,743,059.51	
Accumulated Depreciation - School Buildings	10604021-00	(98,020,559.45)	(4,145,170.23)	0.00	(102,165,729.68)	(88,887,692.17)	(3,423,287.36)	(92,310,979.53)	
<i>Net Value</i>		<i>155,670,198.20</i>	<i>15,907,131.63</i>	<i>0.00</i>	<i>171,577,329.83</i>	<i>164,803,065.48</i>	<i>16,629,014.50</i>	<i>181,432,079.98</i>	
Other Structures	10604990-00	19,067,215.73	23,592,984.85	0.00	42,660,200.58	19,067,215.73	10,760,114.15	29,827,329.88	
Accumulated Depreciation - Other Structures	10604991-00	(1,586,729.86)	(1,246,583.55)	0.00	(2,833,313.41)	(1,300,721.62)	(913,188.40)	(2,213,910.02)	
<i>Net Value</i>		<i>17,480,485.87</i>	<i>22,346,401.30</i>	<i>0.00</i>	<i>39,826,887.17</i>	<i>17,766,494.11</i>	<i>9,846,925.75</i>	<i>27,613,419.86</i>	
Total Buildings and Other Structures		173,150,684.07	38,253,532.93	0.00	211,404,217.00	182,569,559.59	26,475,940.25	209,045,499.84	
Machinery and Equipment									
Machinery	10605010-00	1,140,138.47	0.00	6,043,886.80	7,184,025.27	1,140,138.47	6,043,886.80	7,184,025.27	
Accumulated Depreciation - Machinery	10605011-00	(1,123,888.87)	0.00	(2,840,566.80)	(3,964,455.67)	(1,123,888.87)	(2,296,616.98)	(3,420,505.85)	
<i>Net Value</i>		<i>16,249.60</i>	<i>0.00</i>	<i>3,203,320.00</i>	<i>3,219,569.60</i>	<i>16,249.60</i>	<i>3,747,269.82</i>	<i>3,763,519.42</i>	
Office Equipment	10605020-00	20,777,114.56	9,019,723.56	0.00	29,796,838.12	20,777,114.56	6,686,816.16	27,463,930.72	
Accumulated Depreciation - Office Equipment	10605021-00	(14,566,905.88)	(4,682,098.96)	0.00	(19,249,004.84)	(10,827,025.26)	(3,479,776.72)	(14,306,801.98)	
<i>Net Value</i>		<i>6,210,208.68</i>	<i>4,337,624.60</i>	<i>0.00</i>	<i>10,547,833.28</i>	<i>9,950,089.30</i>	<i>3,207,039.44</i>	<i>13,157,128.74</i>	
Information and Communication Technology Equipment	10605030-00	44,094,409.57	8,988,552.39	0.00	53,082,961.96	32,607,836.99	8,988,552.39	41,596,389.38	

MINDANAO STATE UNIVERSITY-TAWI-TAWI COLLEGE OF TECHNOLOGY AND OCEANOGRAPHY
STATEMENT OF FINANCIAL POSITION
As at December 31, 2021
Detailed
(All Funds)

		2021				2020			
		Fund 01	Fund 05	Fund 07	TOTAL	Fund 01	Fund 05	TOTAL	
Accumulated Depreciation - ICT Equipment	10605031-00	(23,794,902.36)	(5,089,042.55)	0.00	(28,883,944.91)	(15,529,918.54)	(3,471,103.13)	(19,001,021.67)	
Net Value		20,299,507.21	3,899,509.84	0.00	24,199,017.05	17,077,918.45	5,517,449.26	22,595,367.71	
Marine and Fishery Equipment	10605050-00	4,701,195.61	1,132,937.57	0.00	5,834,133.18	4,701,195.61	1,132,937.57	5,834,133.18	
Accumulated Depreciation - Marine and Fishery Equipment	10605051-00	(3,876,206.32)	(691,250.70)	0.00	(4,567,457.02)	(3,876,206.32)	(501,385.69)	(4,377,592.01)	
Net Value		824,989.29	441,686.87	0.00	1,266,676.16	824,989.29	631,551.88	1,456,541.17	
Communication Equipment	10605070-00	452,524.00	0.00	0.00	452,524.00	398,888.00	0.00	398,888.00	
Accumulated Depreciation - Communication Equipment	10605071-00	(438,039.90)	0.00	0.00	(438,039.90)	(358,999.20)	0.00	(358,999.20)	
Net Value		14,484.10	0.00	0.00	14,484.10	39,888.80	0.00	39,888.80	
Disaster Response and Rescue Equipment	10605090-00	1,034,380.00	0.00	0.00	1,034,380.00	1,034,380.00	0.00	1,034,380.00	
Accumulated Depreciation - Disaster Response and Rescue Equipment	10605091-00	(930,942.00)	0.00	0.00	(930,942.00)	(930,942.00)	0.00	(930,942.00)	
Net Value		103,438.00	0.00	0.00	103,438.00	103,438.00	0.00	103,438.00	
Military, Police and Security Equipment	10605100-00	100,900.00	869,120.00	0.00	970,020.00	100,900.00	0.00	100,900.00	
Accumulated Depreciation - Military, Police and Security Equipment	10605101-00	(72,026.33)	(78,220.80)	0.00	(150,247.13)	(72,026.33)	0.00	(72,026.33)	
Net Value		28,873.67	790,899.20	0.00	819,772.87	28,873.67	0.00	28,873.67	
Medical Equipment	10605110-00	337,660.00	0.00	0.00	337,660.00	337,660.00	0.00	337,660.00	
Accumulated Depreciation - Medical Equipment	10605111-00	(218,262.45)	0.00	0.00	(218,262.45)	(157,483.65)	0.00	(157,483.65)	
Net Value		119,397.55	0.00	0.00	119,397.55	180,176.35	0.00	180,176.35	
Sports Equipment	10605130-00	1,415,199.50	854,696.93	0.00	2,269,896.43	1,415,199.50	354,750.50	1,769,950.00	
Accumulated Depreciation - Sports Equipment	10605131-00	(1,369,380.18)	(263,561.93)	0.00	(1,632,942.11)	(1,351,218.18)	(154,711.66)	(1,505,929.84)	
Net Value		45,819.32	591,135.00	0.00	636,954.32	63,981.32	200,038.84	264,020.16	
Technical and Scientific Equipment	10605140-00	34,185,730.32	349,000.00	13,861,500.23	48,396,230.55	34,185,730.32	349,000.00	34,534,730.32	
Accumulated Depreciation - Tech and Sci Equipment	10605141-00	(25,527,953.93)	(172,755.00)	(1,871,302.53)	(27,572,011.46)	(19,374,522.47)	(109,935.00)	(19,484,457.47)	
Net Value		8,657,776.39	176,245.00	11,990,197.70	20,824,219.09	14,811,207.85	239,065.00	15,050,272.85	
Other Machinery and Equipment	10605990-00	4,223,090.00	58,835.00	2,062,100.89	6,344,025.89	4,223,090.00	58,835.00	4,281,925.00	
Accumulated Depreciation - Other Machinery and Equipment	10605991-00	(3,696,839.71)	(43,537.90)	(278,383.62)	(4,018,761.23)	(3,696,839.71)	(32,947.60)	(3,729,787.31)	
Net Value		526,250.29	15,297.10	1,783,717.27	2,325,264.66	526,250.29	25,887.40	552,137.69	
Total Machinery and Equipment		36,846,994.10	10,252,397.61	16,977,234.97	64,076,626.68	43,623,062.92	13,568,301.64	57,191,364.56	
Transportation Equipment									
Motor Vehicles	10606010-00	11,839,854.51	6,897,535.00	0.00	18,737,389.51	11,839,854.51	4,997,535.00	16,837,389.51	
Accumulated Depreciation - Motor Vehicles	10606011-00	(9,818,499.00)	(1,562,157.24)	0.00	(11,380,656.24)	(8,752,912.09)	(984,129.09)	(9,737,041.18)	
Net Value		2,021,355.51	5,335,377.76	0.00	7,356,733.27	3,086,942.42	4,013,405.91	7,100,348.33	
Watercrafts	10606040-00	6,032,000.00	0.00	0.00	6,032,000.00	6,032,000.00	0.00	6,032,000.00	
Accumulated Depreciation - Watercrafts	10606041-00	(5,968,569.11)	0.00	0.00	(5,968,569.11)	(5,968,569.11)	0.00	(5,968,569.11)	
Net Value		63,430.89	0.00	0.00	63,430.89	63,430.89	0.00	63,430.89	
Other Transportation Equipment	10606990-00	694,000.00	0.00	0.00	694,000.00	694,000.00	0.00	694,000.00	
Accumulated Depreciation - Other Transportation Equipment	10606991-00	(664,131.94)	0.00	0.00	(664,131.94)	(664,131.94)	0.00	(664,131.94)	
Net Value		29,868.06	0.00	0.00	29,868.06	29,868.06	0.00	29,868.06	

MINDANAO STATE UNIVERSITY-TAWI-TAWI COLLEGE OF TECHNOLOGY AND OCEANOGRAPHY
STATEMENT OF FINANCIAL POSITION
As at December 31, 2021
Detailed
(All Funds)

		2021				2020			
		Fund 01	Fund 05	Fund 07	TOTAL	Fund 01	Fund 05	TOTAL	
Total Transportation Equipment		<u>2,114,654.46</u>	<u>5,335,377.76</u>	<u>0.00</u>	<u>7,450,032.22</u>	<u>3,180,241.37</u>	<u>4,013,405.91</u>	<u>7,193,647.28</u>	
Furniture, Fixtures and Books									
Furniture and Fixtures	10607010-00	15,521,323.89	2,446,739.87	0.00	17,968,063.76	15,521,323.89	1,655,547.87	17,176,871.76	
Accumulated Depreciation - Furniture and Fixtures	10607011-00	(11,349,967.13)	(694,741.89)	0.00	(12,044,709.02)	(9,953,047.98)	(527,940.77)	(10,480,988.75)	
Net Value		<u>4,171,356.76</u>	<u>1,751,997.98</u>	<u>0.00</u>	<u>5,923,354.74</u>	<u>5,568,275.91</u>	<u>1,127,607.10</u>	<u>6,695,883.01</u>	
Books	10607020-00	9,784,145.66	430,932.00	0.00	10,215,077.66	9,784,145.66	385,262.00	10,169,407.66	
Accumulated Depreciation - Books	10607021-00	(6,931,036.63)	(245,385.53)	0.00	(7,176,422.16)	(5,169,890.41)	(169,872.92)	(5,339,763.33)	
Net Value		<u>2,853,109.03</u>	<u>185,546.47</u>	<u>0.00</u>	<u>3,038,655.50</u>	<u>4,614,255.25</u>	<u>215,389.08</u>	<u>4,829,644.33</u>	
Total Furniture, Fixtures and Books		<u>7,024,465.79</u>	<u>1,937,544.45</u>	<u>0.00</u>	<u>8,962,010.24</u>	<u>10,182,531.16</u>	<u>1,342,996.18</u>	<u>11,525,527.34</u>	
Leased Assets									
Leased Assets - Machinery and Equipment	10608030-00	0.00	0.00	0.00	0.00	4,128,961.32	0.00	4,128,961.32	
Accumulated Depreciation - Leased Assets - Machinery and Equipment	10608031-00	0.00	0.00	0.00	0.00	(1,878,677.40)	0.00	(1,878,677.40)	
Net Value		<u>0.00</u>	<u>0.00</u>	<u>0.00</u>	<u>0.00</u>	<u>2,250,283.92</u>	<u>0.00</u>	<u>2,250,283.92</u>	
Total Leased Assets		<u>0.00</u>	<u>0.00</u>	<u>0.00</u>	<u>0.00</u>	<u>2,250,283.92</u>	<u>0.00</u>	<u>2,250,283.92</u>	
Other Property, Plant and Equipment									
Other Property, Plant and Equipment	10699990-00	5,637,354.58	1,173,013.73	0.00	6,810,368.31	5,637,354.58	34,500.00	5,671,854.58	
Accumulated Depreciation - Other PPE	10699991-00	(5,115,512.77)	(134,896.24)	0.00	(5,250,409.01)	(5,115,512.77)	(26,220.00)	(5,141,732.77)	
Net Value		<u>521,841.81</u>	<u>1,038,117.49</u>	<u>0.00</u>	<u>1,559,959.30</u>	<u>521,841.81</u>	<u>8,280.00</u>	<u>530,121.81</u>	
Total Other Property, Plant and Equipment		<u>521,841.81</u>	<u>1,038,117.49</u>	<u>0.00</u>	<u>1,559,959.30</u>	<u>521,841.81</u>	<u>8,280.00</u>	<u>530,121.81</u>	
Construction in Progress - Buildings and Other Structures									
	10699030-00	<u>144,699,706.36</u>	<u>14,682,932.44</u>	<u>0.00</u>	<u>159,382,638.80</u>	<u>117,022,359.52</u>	<u>22,141,295.10</u>	<u>139,163,654.62</u>	
Total Total Property, Plant and Equipment		<u>382,775,962.50</u>	<u>71,499,902.68</u>	<u>16,977,234.97</u>	<u>471,253,100.15</u>	<u>377,873,336.20</u>	<u>67,550,219.08</u>	<u>445,423,555.28</u>	
Intangible Assets									
Computer Software	1080102000	0.00	0.00	18,571.58	18,571.58	0.00	18,571.58	18,571.58	
Total Intangible Assets		<u>0.00</u>	<u>0.00</u>	<u>18,571.58</u>	<u>18,571.58</u>	<u>0.00</u>	<u>18,571.58</u>	<u>18,571.58</u>	
Other Non-Current Assets									
Other Non-Current Assets	19999990-00	325,300.00	10,800.00	0.00	336,100.00	325,300.00	10,800.00	336,100.00	
Total Other Non-Current Assets		<u>325,300.00</u>	<u>10,800.00</u>	<u>0.00</u>	<u>336,100.00</u>	<u>325,300.00</u>	<u>10,800.00</u>	<u>336,100.00</u>	
Total Non-Current Assets		<u>383,101,262.50</u>	<u>71,510,702.68</u>	<u>16,995,806.55</u>	<u>471,607,771.73</u>	<u>378,198,636.20</u>	<u>67,579,590.66</u>	<u>445,778,226.86</u>	
TOTAL ASSETS		<u>413,365,089.96</u>	<u>98,691,094.12</u>	<u>68,504,347.62</u>	<u>580,560,531.70</u>	<u>407,346,757.60</u>	<u>162,991,204.72</u>	<u>570,337,962.32</u>	

LIABILITIES

MINDANAO STATE UNIVERSITY-TAWI-TAWI COLLEGE OF TECHNOLOGY AND OCEANOGRAPHY
STATEMENT OF FINANCIAL POSITION
As at December 31, 2021
Detailed
(All Funds)

		2021				2020		
		Fund 01	Fund 05	Fund 07	TOTAL	Fund 01	Fund 05	TOTAL
Payables								
Accounts Payable	20101010-00	<u>3,254,828.77</u>	<u>0.00</u>	<u>0.00</u>	<u>3,254,828.77</u>	<u>4,019,304.65</u>	<u>0.00</u>	<u>4,019,304.65</u>
Total Payables		<u>3,254,828.77</u>	<u>0.00</u>	<u>0.00</u>	<u>3,254,828.77</u>	<u>4,019,304.65</u>	<u>0.00</u>	<u>4,019,304.65</u>
Inter-Agency Payables								
Due to NGAs	20201050-00	<u>0.00</u>	<u>0.00</u>	<u>65,282,456.04</u>	<u>65,282,456.04</u>	<u>0.00</u>	<u>54,622,865.49</u>	<u>54,622,865.49</u>
Total Inter-Agency Payables		<u>0.00</u>	<u>0.00</u>	<u>65,282,456.04</u>	<u>65,282,456.04</u>	<u>0.00</u>	<u>54,622,865.49</u>	<u>54,622,865.49</u>
Other Deferred Credits	20501990-00	<u>0.00</u>	<u>0.00</u>	<u>0.00</u>	<u>0.00</u>	<u>0.00</u>	<u>737,521.85</u>	<u>737,521.85</u>
Other Payables	29999990-00	<u>0.00</u>	<u>0.00</u>	<u>0.00</u>	<u>0.00</u>	<u>0.00</u>	<u>19,165.59</u>	<u>19,165.59</u>
TOTAL LIABILITIES		<u>3,254,828.77</u>	<u>0.00</u>	<u>65,282,456.04</u>	<u>68,537,284.81</u>	<u>4,019,304.65</u>	<u>55,379,552.93</u>	<u>59,398,857.58</u>
					-			-
TOTAL ASSETS LESS TOTAL LIABILITIES		<u>410,110,261.19</u>	<u>98,691,094.12</u>	<u>3,221,891.58</u>	<u>512,023,246.89</u>	<u>403,327,452.95</u>	<u>107,611,651.79</u>	<u>510,939,104.74</u>
NET ASSETS/ EQUITY								
Accumulated Surplus		<u>410,110,261.19</u>	<u>98,691,094.12</u>	<u>3,221,891.58</u>	<u>512,023,246.89</u>	<u>403,327,452.95</u>	<u>107,611,651.79</u>	<u>510,939,104.74</u>

MINDANAO STATE UNIVERSITY-TAWI-TAWI COLLEGE OF TECHNOLOGY AND OCEANOGRAPHY
STATEMENT OF FINANCIAL PERFORMANCE
As at December 31, 2021
Detailed
(All Funds)

		2021				2020			
		Fund 01	Fund 05	Fund 07	TOTAL	Fund 01	Fund 05	TOTAL	
INCOME									
Service Income									
Permit Fees	40201010-00	0.00	26,360.00	0.00	26,360.00	0.00	1,410.00	1,410.00	
Registration Fees	40201020-00	0.00	106,905.00	0.00	106,905.00	0.00	35,200.00	35,200.00	
Clearance and Certification Fee	40201040-00	0.00	22,824.00	0.00	22,824.00	0.00	9,500.00	9,500.00	
Total Service Income		0.00	156,089.00	0.00	156,089.00	0.00	46,110.00	46,110.00	
Business Income									
Tuition Fees	40202010-00	0.00	1,136,202.50	0.00	1,136,202.50	0.00	11,917,014.35	11,917,014.35	
Examination Fees	40202030-00	0.00	245,000.00	0.00	245,000.00	0.00	186,100.00	186,100.00	
Income Collected from Students	40202010-00	0.00	788,580.00	0.00	788,580.00	0.00	4,154,061.75	4,154,061.75	
Other School Fees	40202010-00	0.00	6,017,134.94	0.00	6,017,134.94	0.00	1,784,560.80	1,784,560.80	
Rent/Lease Income	40202130-00	0.00	733,048.00	0.00	733,048.00	0.00	877,863.00	877,863.00	
Other Business Income	40202990-00	0.00	52,615.00	0.00	52,615.00	0.00	14,527.68	14,527.68	
Total Business Income		0.00	8,972,580.44	0.00	8,972,580.44	0.00	18,934,127.58	18,934,127.58	
Total Service and Business Income		0.00	9,128,669.44	0.00	9,128,669.44	0.00	18,980,237.58	18,980,237.58	
TOTAL REVENUE		0.00	9,128,669.44	0.00	9,128,669.44	0.00	18,980,237.58	18,980,237.58	
LESS: EXPENSES									
PERSONNEL SERVICES									
Salaries and Wages									
Salaries and Wages - Regular	50101010-00	285,013,729.58	0.00	0.00	285,013,729.58	268,726,687.57	10,000.00	268,736,687.57	
Salaries and Wages - Casual/Contractual	50101020-00	63,665,556.90	0.00	9,860,680.31	73,526,237.21	58,313,999.61	2,995,261.53	61,309,261.14	
Total Salaries and Wages		348,679,286.48	0.00	9,860,680.31	358,539,966.79	327,040,687.18	3,005,261.53	330,045,948.71	
Other Compensation									
Personal Economic Relief Allowance	50102010-00	17,825,180.65	0.00	0.00	17,825,180.65	17,886,000.00	0.00	17,886,000.00	
Representation Allowance (RA)	50102020-00	3,180,500.00	0.00	0.00	3,180,500.00	2,902,699.00	0.00	2,902,699.00	
Transportation Allowance (TA)	50102030-00	3,399,000.00	6,000.00	0.00	3,405,000.00	3,278,166.66	0.00	3,278,166.66	
Clothing/Uniform Allowance	50102040-00	4,986,000.00	0.00	0.00	4,986,000.00	4,266,000.00	0.00	4,266,000.00	
Subsistence Allowance	50102050-00	0.00	0.00	0.00	-	0.00	0.00	0.00	
Laundry Allowance - Public Health Workers	50102060-00	222,991.40	0.00	0.00	222,991.40	160,279.47	0.00	160,279.47	
Honoraria	50102100-00	5,388,418.00	200,123.77	105,000.00	5,693,541.77	4,916,138.69	63,000.00	4,979,138.69	
Hazard Pay	50102110-00	0.00	0.00	0.00	-	1,105,000.00	0.00	1,105,000.00	
Overtime And Night Pay	50102130-00	1,867,275.23	430,241.63	0.00	2,297,516.86	1,712,227.59	0.00	1,712,227.59	
Year-end Bonus	50102140-00	53,179,505.25	0.00	0.00	53,179,505.25	45,715,245.60	0.00	45,715,245.60	
Cash Gift	50102150-00	5,207,453.00	0.00	0.00	5,207,453.00	3,800,500.00	0.00	3,800,500.00	
Productivity Enhancement Incentive - Civilian	50102080-00	3,665,000.00	0.00	0.00	3,665,000.00	3,727,500.00	0.00	3,727,500.00	
Other Bonuses and Allowances	50102990-00	5,453,800.00	0.00	0.00	5,453,800.00	9,335,500.00	0.00	9,335,500.00	
Total Other Compensation		104,375,123.53	636,365.40	105,000.00	105,116,488.93	98,805,257.01	63,000.00	98,868,257.01	
Personnel Benefit Contribution									
Retirement and Life Insurance Premium	50103010-00	10,014,196.81	0.00	0.00	10,014,196.81	8,241,332.27	0.00	8,241,332.27	
Pag-Ibig Contributions	50103020-00	1,687,066.76	0.00	0.00	1,687,066.76	880,000.00	73,400.00	953,400.00	
PhilHealth Contributions	50103030-00	3,824,611.79	0.00	0.00	3,824,611.79	3,794,898.36	0.00	3,794,898.36	
Employment Compensation Insurance Premium	50103040-00	937,700.00	0.00	0.00	937,700.00	916,500.00	0.00	916,500.00	
Total Personnel Benefit Contributions		16,463,575.36	0.00	0.00	16,463,575.36	13,832,730.63	73,400.00	13,906,130.63	

MINDANAO STATE UNIVERSITY-TAWI-TAWI COLLEGE OF TECHNOLOGY AND OCEANOGRAPHY
STATEMENT OF FINANCIAL PERFORMANCE
As at December 31, 2021
Detailed
(All Funds)

		2021				2020			
		Fund 01	Fund 05	Fund 07	TOTAL	Fund 01	Fund 05	TOTAL	
Other Personnel Benefits									
Terminal Leave Benefits	50104030-00	57,878,912.96	0.00	0.00	57,878,912.96	37,512,118.90	0.00	37,512,118.90	
Total Other Personnel Benefits		57,878,912.96	0.00	0.00	57,878,912.96	37,512,118.90	0.00	37,512,118.90	
Total Personnel Services		527,396,898.33	636,365.40	9,965,680.31	537,998,944.04	477,190,793.72	3,141,661.53	480,332,455.25	
MAINTENANCE AND OPERATING EXPENSES									
Traveling Expenses									
Traveling Expenses - Local	50201010-00	3,271,149.37	0.00	689,800.20	3,960,949.57	3,262,793.65	256,219.12	3,519,012.77	
Traveling Expenses - Foreign	50201020-00	32,026.50	0.00	0.00	32,026.50	401,161.78	0.00	401,161.78	
Total Traveling Expenses		3,303,175.87	0.00	689,800.20	3,992,976.07	3,663,955.43	256,219.12	3,920,174.55	
Training and Scholarship Expenses									
Training Expenses	50202010-00	2,295,062.00	0.00	0.00	2,295,062.00	4,524,037.34	0.00	4,524,037.34	
Scholarship Grants/Expenses	50202020-00	17,714,906.15	0.00	10,911,735.00	28,626,641.15	11,017,601.10	10,464,500.00	21,482,101.10	
Total Training and Scholarship Expenses		20,009,968.15	0.00	10,911,735.00	30,921,703.15	15,541,638.44	10,464,500.00	26,006,138.44	
Supplies and Materials Expenses									
Office Supplies Expenses	50203010-00	8,239,745.74	40,900.00	200,086.00	8,480,731.74	2,402,108.48	17,157.77	2,419,266.25	
Accountable Forms, Plates and Stickers Expenses	50203020-00	122,010.00	0.00	0.00	122,010.00	13,800.00	3,350.00	17,150.00	
Food Supplies Expenses	50203050-00	5,026,606.00	0.00	666,019.94	5,692,625.94	1,881,218.28	773,460.00	2,654,678.28	
Drugs and Medicine Expenses	50203070-00	0.00	0.00	0.00	-	-	0.00	-	
Fuel, Oil and Lubricants Expenses	50203090-00	1,008,950.55	0.00	67,530.00	1,076,480.55	748,129.33	0.00	748,129.33	
Agricultural and Marine Supplies Expenses	50203100-00	0.00	0.00	0.00	-	23,340.00	0.00	23,340.00	
Textbooks and Instructional Materials Expenses	50203110-00	0.00	0.00	0.00	-	-	-	-	
Semi-expendable - Office Equipment	50203210-02	139,990.00	0.00	89,555.00	229,545.00	202,668.00	125,121.00	327,789.00	
Semi-expendable - Technical and Scientific Equipment	50203210-13	0.00	0.00	708,341.05	708,341.05	24,490.00	-	24,490.00	
Semi-expendable - Furniture and Fixtures	50203220-01	171,355.00	0.00	952,000.00	1,123,355.00	159,167.00	100,000.00	259,167.00	
Semi-expendable - Books	50203220-02	380,000.00	0.00	168,700.00	548,700.00	609,356.33	-	609,356.33	
Other Supplies and Materials Expenses	50203990-00	7,896,144.50	400,035.00	2,050,000.13	10,346,179.63	5,906,220.64	410,459.76	6,316,680.40	
Total Supplies and Materials Expenses		22,984,801.79	440,935.00	4,902,232.12	28,327,968.91	11,970,498.06	1,429,548.53	13,400,046.59	
Utility Expenses									
Water Expenses	50204010-00	6,552,762.15	0.00	125,335.50	6,678,097.65	5,064,699.00	0.00	5,064,699.00	
Electricity Expenses	50204020-00	7,618,290.90	0.00	549,540.00	8,167,830.90	6,209,519.63	92,833.92	6,302,353.55	
Gas/Heating Expenses	50204030-00	0.00	0.00	0.00	0.00	1,120.00	0.00	1,120.00	
Total Utility Expenses		14,171,053.05	0.00	674,875.50	14,845,928.55	11,275,338.63	92,833.92	11,368,172.55	
Communication Expenses									
Postage and Courier Expenses	50205010-00	13,973.50	7,988.00	0.00	21,961.50	37,320.75	5,320.00	42,640.75	
Telephone Expenses - Mobile	50205020-00	1,401,523.04	0.00	169,490.00	1,571,013.04	652,972.11	35,040.00	688,012.11	
Internet Subscription Expenses	50205030-00	1,402,442.62	0.00	86,420.00	1,488,862.62	215,126.68	5,493.36	220,620.04	
Total Communication Expenses		2,817,939.16	7,988.00	255,910.00	3,081,837.16	905,419.54	45,853.36	951,272.90	
Awards/Rewards and Prizes									
Rewards and Incentives	50206010-00	854,455.23	0.00	0.00	854,455.23	771,400.00	541,400.00	1,312,800.00	
Indemnities	50206030-00	0.00	0.00	0.00	0.00	0.00	0.00	-	

MINDANAO STATE UNIVERSITY-TAWI-TAWI COLLEGE OF TECHNOLOGY AND OCEANOGRAPHY
STATEMENT OF FINANCIAL PERFORMANCE
As at December 31, 2021
Detailed
(All Funds)

		2021			TOTAL	2020			TOTAL
		Fund 01	Fund 05	Fund 07		Fund 01	Fund 05		
Total Awards/Rewards and Prizes		<u>854,455.23</u>	<u>0.00</u>	<u>0.00</u>	854,455.23	<u>771,400.00</u>	<u>541,400.00</u>		1,312,800.00
Confidential, Intelligence and Extraordinary Expenses									
Extraordinary and Miscellaneous Expenses	50210030-00	<u>132,000.00</u>	<u>0.00</u>	<u>0.00</u>	132,000.00	<u>511,022.42</u>	<u>0.00</u>		511,022.42
Total Confidential, Intelligence and Extraordinary Expenses		<u>132,000.00</u>	<u>0.00</u>	<u>0.00</u>	132,000.00	<u>511,022.42</u>	<u>0.00</u>		511,022.42
Professional Fees									
Legal Services	50211010-00	<u>0.00</u>	<u>5,100.00</u>	<u>0.00</u>	5,100.00	<u>0.00</u>	<u>0.00</u>		0.00
Other Professional Services	50211990-00	<u>110,800.00</u>	<u>846,500.00</u>	<u>0.00</u>	957,300.00	<u>10,000.00</u>	<u>0.00</u>		10,000.00
Total Professional Services		<u>110,800.00</u>	<u>851,600.00</u>	<u>0.00</u>	962,400.00	<u>10,000.00</u>	<u>0.00</u>		10,000.00
General Services									
Environment/Sanitary Services	50212010-00	<u>0.00</u>	<u>72,000.00</u>	<u>0.00</u>	72,000.00	<u>0.00</u>	<u>84,000.00</u>		84,000.00
Other General Services	50212990-00	<u>419,245.00</u>	<u>105,000.00</u>	<u>0.00</u>	524,245.00	<u>1,629,050.00</u>	<u>98,620.00</u>		1,727,670.00
Total General Services		<u>419,245.00</u>	<u>177,000.00</u>	<u>0.00</u>	596,245.00	<u>1,629,050.00</u>	<u>182,620.00</u>		1,811,670.00
Repairs and Maintenance									
Repairs and Maintenance - School Buildings	50213040-00	<u>1,047,850.94</u>	<u>3,379,050.99</u>	<u>0.00</u>	4,426,901.93	<u>2,198,689.78</u>	<u>492,155.42</u>		2,690,845.20
Repairs and Maintenance - Other Structures	50213040-00	<u>1,988,374.75</u>	<u>1,087,305.21</u>	<u>0.00</u>	3,075,679.96	<u>1,848,697.57</u>	<u>1,416,287.53</u>		3,264,985.10
Repairs and Maintenance - ICT Equipment	50213050-00	<u>0.00</u>	<u>0.00</u>	<u>0.00</u>	0.00	<u>73,489.00</u>	<u>0.00</u>		73,489.00
Repairs and Maintenance - Motor Vehicles	50213060-00	<u>38,450.00</u>	<u>0.00</u>	<u>0.00</u>	38,450.00	<u>30,981.51</u>	<u>0.00</u>		30,981.51
Total Repairs and Maintenance		<u>3,074,675.69</u>	<u>4,466,356.20</u>	<u>0.00</u>	7,541,031.89	<u>4,151,857.86</u>	<u>1,908,442.95</u>		6,060,300.81
Taxes, Insurance, Premiums and Other Fees									
Taxes, Duties and Licenses	50215010-00	<u>0.00</u>	<u>0.00</u>	<u>0.00</u>	0.00	<u>0.00</u>	<u>0.00</u>		0.00
Fidelity Bond Premium	50215020-00	<u>146,507.25</u>	<u>0.00</u>	<u>0.00</u>	146,507.25	<u>142,500.00</u>	<u>0.00</u>		142,500.00
Insurance Expenses	50215030-00	<u>0.00</u>	<u>0.00</u>	<u>0.00</u>	0.00	<u>0.00</u>	<u>0.00</u>		0.00
Total Taxes, Insurance Premiums and Other Fees		<u>146,507.25</u>	<u>0.00</u>	<u>0.00</u>	146,507.25	<u>142,500.00</u>	<u>0.00</u>		142,500.00
Other Maintenance and Operating Expenses									
Advertising Expenses	50299010-00	<u>0.00</u>	<u>0.00</u>	<u>0.00</u>	0.00	<u>0.00</u>	<u>0.00</u>		0.00
Printing and Publication Expenses	50299020-00	<u>1,244,375.00</u>	<u>0.00</u>	<u>0.00</u>	1,244,375.00	<u>1,296,406.00</u>	<u>0.00</u>		1,296,406.00
Representation Expenses	50299030-00	<u>352,706.60</u>	<u>0.00</u>	<u>1,292,821.49</u>	1,645,528.09	<u>324,228.06</u>	<u>0.00</u>		324,228.06
Transportation and Delivery Expenses	50299040-00	<u>584,259.99</u>	<u>0.00</u>	<u>1,178,697.04</u>	1,762,957.03	<u>457,723.91</u>	<u>68,176.00</u>		525,899.91
Rents - Buildings and Structures	50299050-00	<u>240,886.68</u>	<u>0.00</u>	<u>0.00</u>	240,886.68	<u>221,022.89</u>	<u>0.00</u>		221,022.89
Membership Dues and Contributions to Organizations	50299060-00	<u>70,000.00</u>	<u>47,600.00</u>	<u>0.00</u>	117,600.00	<u>235,000.00</u>	<u>32,500.00</u>		267,500.00
Subscription Expenses	50299070-00	<u>0.00</u>	<u>0.00</u>	<u>0.00</u>	0.00	<u>92,700.00</u>	<u>0.00</u>		92,700.00
Website Maintenance	50299990-00	<u>0.00</u>	<u>0.00</u>	<u>0.00</u>	0.00	<u>6,690.00</u>	<u>0.00</u>		6,690.00
Other Maintenance and Operating Expenses	50299990-00	<u>13,069,369.80</u>	<u>1,996,228.42</u>	<u>1,500,069.31</u>	16,565,667.53	<u>13,480,100.09</u>	<u>887,637.00</u>		14,367,737.09
Total Other Maintenance and Other Operating Expenses		<u>15,561,598.07</u>	<u>2,043,828.42</u>	<u>3,971,587.84</u>	21,577,014.33	<u>16,113,870.95</u>	<u>988,313.00</u>		17,102,183.95
Total Maintenance and Operating Expenses		<u>83,586,219.26</u>	<u>7,987,707.62</u>	<u>21,406,140.66</u>	112,980,067.54	<u>66,686,551.33</u>	<u>15,909,730.88</u>		82,596,282.21
FINANCIAL EXPENSES									
Interest Paid to Other Government Units	50301020-00	<u>0.00</u>	<u>0.00</u>	<u>0.00</u>	0.00	<u>0.00</u>	<u>0.00</u>		0.00
Bank Charges	50301040-00	<u>0.00</u>	<u>0.00</u>	<u>0.00</u>	0.00	<u>0.00</u>	<u>0.00</u>		0.00
Other Financial Charges	50301990-00	<u>0.00</u>	<u>0.00</u>	<u>0.00</u>	0.00	<u>0.00</u>	<u>0.00</u>		0.00
Total Financial Expenses		<u>0.00</u>	<u>0.00</u>	<u>0.00</u>	0.00	<u>0.00</u>	<u>0.00</u>		0.00

MINDANAO STATE UNIVERSITY-TAWI-TAWI COLLEGE OF TECHNOLOGY AND OCEANOGRAPHY
STATEMENT OF FINANCIAL PERFORMANCE
As at December 31, 2021
Detailed
(All Funds)

		2021				2020			
		Fund 01	Fund 05	Fund 07	TOTAL	Fund 01	Fund 05	TOTAL	
NON-CASH EXPENSES									
Depreciation									
Depreciation - Power Supply System		105,840.00	0.00	0.00	105,840.00	105,840.00	0.00	105,840.00	
Depreciation - School Buildings	50501040-00	9,132,867.28	721,882.87	0.00	9,854,750.15	7,849,722.67	721,882.87	8,571,605.54	
Depreciation - Other Structures	50501040-00	286,008.24	712,803.66	0.00	998,811.90	758,137.32	514,732.99	1,272,870.31	
Depreciation - Machinery	50501050-00	0.00	543,949.81	0.00	543,949.81	-	543,949.81	543,949.81	
Depreciation - Office Equipment	50501050-00	3,739,880.62	1,202,322.24	0.00	4,942,202.86	3,630,061.21	1,097,341.41	4,727,402.62	
Depreciation - ICT Equipment	50501050-00	6,386,306.42	1,617,939.43	0.00	8,004,245.85	5,866,985.55	1,647,867.81	7,514,853.36	
Depreciation - Marine and Fishery Equipment	50501050-00	0.00	189,865.00	0.00	189,865.00	838,964.70	189,865.00	1,028,829.70	
Depreciation - Communication Equipment	50501050-00	79,040.70	0.00	0.00	79,040.70	39,352.73	0.00	39,352.73	
Depreciation - Firefighting Equipment and Accessories	50501050-00	0.00	0.00	0.00	-	228,942.00	0.00	228,942.00	
Depreciation - Military, Police and Security Equipment	50501050-00	0.00	78,220.80	0.00	78,220.80	18,162.00	0.00	18,162.00	
Depreciation - Medical Equipment	50501050-00	60,778.80	0.00	0.00	60,778.80	60,778.80	0.00	60,778.80	
Depreciation - Sports Equipment	50501050-00	18,162.00	108,850.27	0.00	127,012.27	254,735.91	63,855.09	318,591.00	
Depreciation - Technical and Scientific Equipment	50501050-00	6,153,431.46	62,820.00	1,871,302.53	8,087,553.99	6,148,481.46	62,820.00	6,211,301.46	
Depreciation - Other Machinery and Equipment	50501050-00	0.00	10,590.30	278,383.62	288,973.92	744,361.20	10,590.30	754,951.50	
Depreciation - Motor Vehicles	50501060-00	1,065,586.91	578,028.15	0.00	1,643,615.06	1,065,586.91	449,778.15	1,515,365.06	
Depreciation - Watercrafts	50501060-00	0.00	0.00	0.00	-	542,880.00	0.00	542,880.00	
Depreciation - Other Transportation Equipment	50501060-00	0.00	0.00	0.00	-	0.00	0.00	0.00	
Depreciation - Furniture and Fixtures	50501070-00	1,396,919.15	166,801.13	0.00	1,563,720.28	1,391,117.10	148,999.31	1,540,116.41	
Depreciation - Books	50501070-00	1,761,146.22	75,512.61	0.00	1,836,658.83	1,700,906.74	69,347.16	1,770,253.90	
Depreciation - Leased Machinery and Equipment	50501080-00	0.00	0.00	0.00	-	371,606.52	0.00	371,606.52	
Depreciation - Other Property, Plant and Equipment	50501990-00	0.00	108,676.24	0.00	108,676.24	0.00	6,210.00	6,210.00	
Total Depreciation Expenses		30,185,967.80	6,178,262.51	2,149,686.15	38,513,916.46	31,616,622.82	5,527,239.90	37,143,862.72	
Impairment									
Impairment loss-Inventories	50503070-00	0.00	0.00	0.00	0.00	2,089,359.03		2,089,359.03	
		0.00	0.00	0.00	0.00	2,089,359.03	0.00	2,089,359.03	
Total Non-cash Expenses		30,185,967.80	6,178,262.51	2,149,686.15	38,513,916.46	33,705,981.85	5,527,239.90	39,233,221.75	
CURRENT OPERATING EXPENSES									
		641,169,085.39	14,802,335.53	33,521,507.12	689,492,928.04	577,583,326.90	24,578,632.31	602,161,959.21	
Deficit from Current Operations		(641,169,085.39)	(5,673,666.09)	(33,521,507.12)	(680,364,258.60)	(577,583,326.90)	(5,598,394.73)	(583,181,721.63)	
Financial Assistance/Subsidy from NGAs, LGUs, GOCCs					-			-	
Subsidy from National Government	40301010-00	655,455,339.85	0.00	0.00	655,455,339.85	613,545,400.49	0.00	613,545,400.49	
Subsidy to NGAs					-			-	
Subsidies - Others	50214990-00	4,547,300.00	25,000.00	0.00	4,572,300.00	1,164,188.44	134,500.00	1,298,688.44	
Total Financial Assistance/Subsidy to NGAs, LGUs, GOCCs		4,547,300.00	25,000.00	0.00	4,572,300.00	1,164,188.44	134,500.00	1,298,688.44	
Total Net Financial Assistance and Subsidy		650,908,039.85	(25,000.00)	0.00	650,883,039.85	612,381,212.05	(134,500.00)	612,246,712.05	
SURPLUS FOR THE PERIOD		9,738,954.46	(5,698,666.09)	(33,521,507.12)	(29,481,218.75)	34,797,885.15	(5,732,894.73)	29,064,990.42	

MINDANAO STATE UNIVERSITY-TAWI-TAWI COLLEGE OF TECHNOLOGY AND OCEANOGRAPHY
STATEMENT OF CHANGES IN NET ASSETS/EQUITY
For the Year ended December 31, 2021
Detailed
(All Funds)

	2021				2020		
	Fund 01	Fund 05	Fund 07	All Funds	Fund 01	Fund 05	All Funds
Balance at January 1	403,327,452.95	107,611,651.79	0.00	510,939,104.74	395,335,252.52	113,926,627.03	509,261,879.55
Add/(Deduct):				0.00			
Changes in Accounting Policy	0.00	0.00	0.00	0.00	0.00	0.00	-
Prior period errors	0.00	0.00	0.00	0.00	(9,976,821.82)	0.00	(9,976,821.82)
Other adjustments	<u>0.00</u>	<u>(3,221,891.58)</u>	<u>36,743,398.70</u>	<u>33,521,507.12</u>	<u>0.00</u>	<u>(582,080.51)</u>	<u>(582,080.51)</u>
Restated Balance	<u>403,327,452.95</u>	<u>104,389,760.21</u>	<u>36,743,398.70</u>	<u>544,460,611.86</u>	<u>385,358,430.70</u>	<u>113,344,546.52</u>	<u>498,702,977.22</u>
Changes in Net Assets/Equity for the Calendar Year							
Surplus/(Deficit) for the period	9,738,954.46	(5,698,666.09)	(33,521,507.12)	(29,481,218.75)	34,797,885.15	(5,732,894.73)	29,064,990.42
Adjustment of net revenue recognized directly in net asset/equity	0.00	0.00	0.00	0.00	0.00	0.00	0.00
NCA Reversal	(2,956,146.22)	0.00	0.00	(2,956,146.22)	(16,828,862.90)	0.00	(16,828,862.90)
Others	<u>0.00</u>	<u>0.00</u>	<u>0.00</u>	<u>0.00</u>	<u>0.00</u>	<u>0.00</u>	<u>0.00</u>
Balance at December 31	<u>410,110,261.19</u>	<u>98,691,094.12</u>	<u>3,221,891.58</u>	<u>512,023,246.89</u>	<u>403,327,452.95</u>	<u>107,611,651.79</u>	<u>510,939,104.74</u>

MINDANAO STATE UNIVERSITY-TAWI-TAWI COLLEGE OF TECHNOLOGY AND OCEANOGRAPHY
STATEMENT OF CASH FLOWS (By Fund)
For the Year ended December 31, 2021
Detailed
(All Funds)

	2021				2020		
	Fund 01	Fund 05	Fund 07	TOTAL	Fund 01	Fund 05	TOTAL
Cash Flows from Operating Activities:							
Cash Inflows:							
Receipt of NCA	655,455,339.85	0.00	0.00	655,455,339.85	613,545,400.49	0.00	613,545,400.49
Collection of Income/Revenues	0.00	9,128,669.44	0.00	9,128,669.44	0.00	18,980,237.58	18,980,237.58
Receipt of Assistance and Subsidy from Other NGAs	0.00	0.00	0.00	0.00	0.00	0.00	0.00
Receipt of Project funds from Other NGAs	0.00	0.00	62,148,913.84	62,148,913.84	0.00	41,362,086.79	41,362,086.79
Other Adjustments	0.00	0.00	0.00	0.00	0.00	0.00	0.00
Total Cash Inflows	655,455,339.85	9,128,669.44	62,148,913.84	664,584,009.29	613,545,400.49	60,342,324.37	673,887,724.86
Cash Outflows:							
Payment of personnel services	527,396,898.33	636,365.40	9,965,680.31	537,998,944.04	477,190,793.72	3,141,661.53	480,332,455.25
Payment of maintenance and other operating expenses	83,586,219.26	7,987,707.62	21,406,140.66	112,980,067.54	66,686,551.33	16,044,230.88	82,730,782.21
Payment of financial expenses	0.00	0.00	0.00	-	0.00	0.00	0.00
Cash payment of payables incurred in operations	764,475.88	0.00	0.00	764,475.88	0.00	0.00	0.00
Cash purchase of inventories	5,218,628.77	389,515.00	1,001,709.99	6,609,853.76	0.00	0.00	0.00
Remittance of GSIS/PAG-IBIG/PHILHEALTH Payable	0.00	0.00	0.00	-	18,833,613.89	0.00	18,833,613.89
Grant of Cash Advances	2,830,943.77	197,962.00	593,400.00	3,622,305.77	398,080.00	0.00	398,080.00
Reversion of Unused NCA	2,956,146.22	0.00	0.00	2,956,146.22	16,828,862.90	0.00	16,828,862.90
Release of funds as interagency transfer	0.00	0.00	0.00	-	0.00	0.00	0.00
Total Cash Outflows:	622,753,312.22	9,211,550.02	32,966,930.96	664,931,793.20	579,937,901.84	19,185,892.41	599,123,794.25
Cash Provided by operating Activities	32,702,027.63	(82,880.58)	29,181,982.88	61,801,129.93	33,607,498.65	41,156,431.96	74,763,930.61
Cash Flows from Investing Activities:							
Cash Inflows:	0.00	0.00	0.00	0.00	0.00	0.00	0.00
Cash Outflows:							
Purchase/Construction of PPE	32,702,027.63	30,044,536.13	15,923,601.12	78,670,164.88	33,607,498.65	10,058,751.29	43,666,249.94
Total Cash Outflows	32,702,027.63	30,044,536.13	15,923,601.12	78,670,164.88	33,607,498.65	10,058,751.29	43,666,249.94
Cash Provided by Investing Activities	(32,702,027.63)	(30,044,536.13)	(15,923,601.12)	(78,670,164.88)	(33,607,498.65)	(10,058,751.29)	(43,666,249.94)
Cash Flows from Financing Activities:							
Cash Inflows:	0.00	0.00	0.00	0.00	0.00	0.00	0.00
Cash Outflows:	0.00	0.00	0.00	0.00	0.00	0.00	0.00
Cash Provided by Financing Activities	0.00	0.00	0.00	0.00	0.00	0.00	0.00
Increase (Decrease) in Cash and Cash Equivalent	0.00	(30,127,416.71)	13,258,381.76	(16,869,034.95)	0.00	31,097,680.67	31,097,680.67
Effects of Exchange Rates Changes on Cash and Cash Equivalents	0.00	0.00	0.00	0.00	0.00	0.00	0.00
Add: Beginning Balance, January 1	20,000.00	53,906,956.35	36,655,049.32	90,582,005.67	20,000.00	59,464,325.00	59,484,325.00
Cash End, December 31	20,000.00	23,779,539.64	49,913,431.08	73,712,970.72	20,000.00	90,562,005.67	90,582,005.67

MINDANAO STATE UNIVERSITY-TAWI-TAWI COLLEGE OF TECHNOLOGY AND OCEANOGRAPHY
STATEMENT OF COMPARISON OF BUDGET AND ACTUAL AMOUNTS
For the Year ended December 31, 2021
Detailed
(Fund 01)

Particulars	Budgeted Amounts		Actual Amount on Comparable Basis	Difference Final Budget and Actual Amounts
	Original	Final		
Notes				
RECEIPTS				
Tax Revenue	0.00	0.00	0.00	0.00
Service and Business Income	0.00	0.00	0.00	0.00
Assistance and Subsidy	620,043,000.00	628,567,622.00	655,455,339.85	26,887,717.85
Share, Grants and Donation	0.00	0.00	0.00	0.00
Gains	0.00	0.00	0.00	0.00
Others	0.00	0.00	0.00	0.00
Total Receipts	620,043,000.00	628,567,622.00	655,455,339.85	26,887,717.85
PAYMENTS				
Personal Services	507,698,000.00	531,474,530.00	527,396,898.33	(4,077,631.67)
Maintenance and Other				
Operating Expenses	83,220,000.00	86,615,500.00	83,586,219.26	(3,029,280.74)
Capital Outlay	29,125,000.00	36,409,462.00	32,702,027.63	(3,707,434.37)
Financial Expenses	0.00	0.00	0.00	0.00
Others	0.00	0.00	4,547,300.00	4,547,300.00
Total Payments	620,043,000.00	654,499,492.00	648,232,445.22	(6,267,046.78)
NET RECEIPTS/PAYMENTS	0.00	(25,931,870.00)	7,222,894.63	20,620,671.07

MINDANAO STATE UNIVERSITY-TAWI-TAWI COLLEGE OF TECHNOLOGY AND OCEANOGRAPHY
STATEMENT OF COMPARISON OF BUDGET AND ACTUAL AMOUNTS
For the Year ended December 31, 2021
Detailed
(Fund 05)

Particulars	Budgeted Amounts		Actual Amount on Comparable Basis	Difference Final Budget and
	Original	Final		
Notes				
RECEIPTS				
Tax Revenue				
Service and Business Income	7,000,000.00	7,000,000.00	9,128,669.44	2,128,669.44
Assistance and Subsidy	0.00	0.00	0.00	0.00
Share, Grants and Donation	0.00	0.00	0.00	0.00
Gains	0.00	0.00	0.00	0.00
Others	0.00	0.00	0.00	0.00
Total Receipts	7,000,000.00	7,000,000.00	9,128,669.44	2,128,669.44
PAYMENTS				
Personal Services	800,000.00	800,000.00	636,365.40	(163,634.60)
Maintenance and Other				
Operating Expenses	9,000,000.00	9,000,000.00	7,987,707.62	(1,012,292.38)
Capital Outlay	13,000,000.00	13,000,000.00	12,428,791.84	(571,208.16)
Financial Expenses	0.00	0.00	0.00	0.00
Others	0.00	0.00	0.00	0.00
Total Payments	22,800,000.00	22,800,000.00	21,052,864.86	(1,747,135.14)
NET RECEIPTS/PAYMENTS	(15,800,000.00)	(15,800,000.00)	(11,924,195.42)	3,875,804.58

MINDANAO STATE UNIVERSITY-TAWI-TAWI COLLEGE OF TECHNOLOGY AND OCEANOGRAPHY
STATEMENT OF COMPARISON OF BUDGET AND ACTUAL AMOUNTS

For the Year ended December 31, 2021

Detailed
(Fund 07)

Particulars	Budgeted Amounts		Actual Amount on Comparable Basis	Difference Final Budget and
	Original	Final		
Notes				
RECEIPTS				
Tax Revenue	0.00	0.00	0.00	0.00
Service and Business Income	0.00	0.00	0.00	0.00
Assistance and Subsidy	0.00	0.00	0.00	0.00
Share, Grants and Donation	0.00	0.00	0.00	0.00
Gains	0.00	0.00	0.00	0.00
Others (Due to NGAs)	50,000,000.00	50,000,000.00	56,148,913.84	6,148,913.84
Total Receipts	50,000,000.00	50,000,000.00	56,148,913.84	6,148,913.84
PAYMENTS				
Personal Services	10,000,000.00	10,000,000.00	9,965,680.31	(34,319.69)
Maintenance and Other				
Operating Expenses	23,000,000.00	23,000,000.00	21,406,140.66	(1,593,859.34)
Capital Outlay	16,275,000.00	16,275,000.00	15,923,601.12	(351,398.88)
Financial Expenses				-
Others				-
Total Payments	49,275,000.00	49,275,000.00	47,295,422.09	(1,979,577.91)
NET RECEIPTS/PAYMENTS	725,000.00	725,000.00	8,853,491.75	8,128,491.75

QUALITY ASSURANCE AND ACCREDITATION OFFICE

OFFICE ACTIVITY REPORT



Republic of the Philippines

Mindanao State University

Tawi-Tawi College of Technology and Oceanography

Sanga-Sanga, 7500 Bongao, Tawi-Tawi, Philippines

QUALITY ASSURANCE AND ACCREDITATION OFFICE

Mindanao State University – Tawi-Tawi College of Technology and Oceanography, with its aim to provide quality assurance to their academic services, decided to comply to the standard set for Philippine Universities. The Accrediting Agency of Chartered Colleges and Universities in the Philippines (AACCUP) through its Executive Director Milabel E. Ho, Ed., R.N., informed the university of the schedule for the survey visits and the Online Accreditation Survey.

The role of the Accreditation Center is instrumental in the pursuit of establishing the university's good standing. Hence, in its accreditation endeavors, the Mindanao State University - Tawi-Tawi College of Technology and Oceanography sees to it that the necessities are looked into and are given utmost attention. Consequently, along with the onset of accreditation activities, the infrastructural establishment of accreditation office was set off.

Presently situated at the College of Arts and Sciences Building, the MSU-TCTO, the Accreditation Center is strategically placed where it can be accessible and serviceable to all colleges. With its present location, it efficiently performs its operation and successfully makes transaction with various units — the different colleges and other concerned offices. In addition, it is equipped with appropriate equipment needed in the preparation of accreditation.

DATE	ACTIVITY
September 14-20, 2020	AACCUP Online Preliminary Survey Roofdeck, Academic Building Programs Surveyed: <ol style="list-style-type: none">1. Bachelor of Science in Fisheries2. Bachelor of Science in Marine Biology3. Bachelor of Science in Environmental Science4. Bachelor of Science in Teaching Arabic5. Bachelor of Elementary Education6. Bachelor of Secondary Education7. Bachelor of Early Childhood Education8. Bachelor of Arts in Mathematics9. Bachelor of Arts in History10. Bachelor of Arts in Statistics11. Bachelor of Arts in English Language Studies12. Bachelor of Arts in Political Science

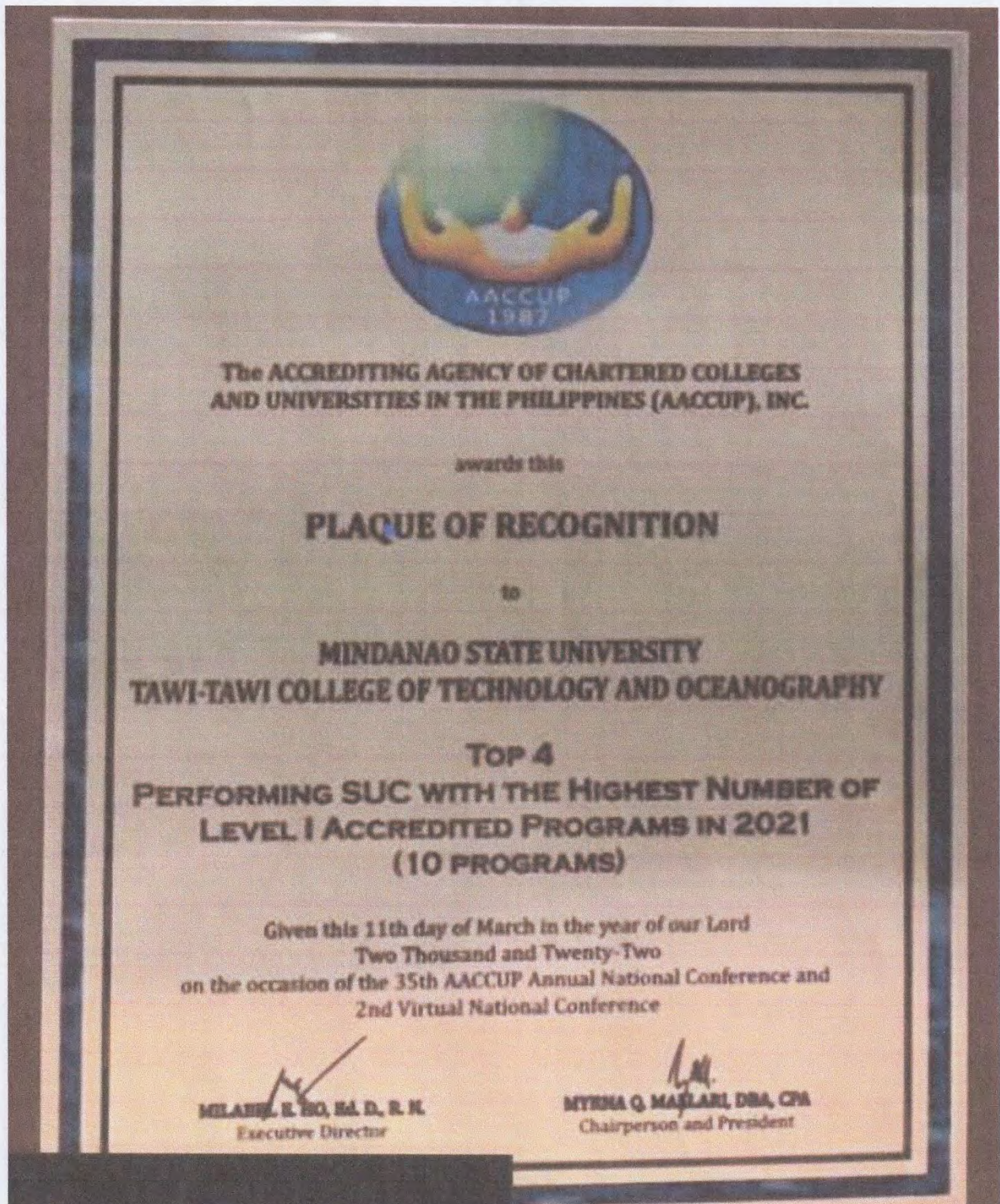
	13. Bachelor of Science in Information Technology
December 6-10, 2021	<p>AACCUP Level 1 Online Accreditation</p> <p>Programs Assessed:</p> <ol style="list-style-type: none"> 1. Bachelor of Science in Fisheries 2. Bachelor of Science in Mathematics 3. Bachelor of Science in Information Technology 4. Bachelor of Science in Teaching Arabic 5. Bachelor of Science in Political Science 6. Bachelor of Arts in History 7. Bachelor of Arts in English Language Studies 8. Bachelor of Secondary Education 9. Bachelor of Elementary Education <p>Preliminary Survey:</p> <ol style="list-style-type: none"> 1. Bachelor of Arts in Islamic Studies
December 13-17	<p>AACCUP Level 1 Online Accreditation</p> <p>Program Surveyed:</p> <ol style="list-style-type: none"> 1. Bachelor of Science in Marine Biology
March 9-11, 2022	<p>35th Annual National Conference (2nd Virtual National Conference)</p> <p>Award Received: TOP 4 Performing SUC with the highest number of Level 1 Accredited Programs in 2021 (10 Programs)</p>

ACCREDITATION STATUS REPORT

PROGRAM	STATUS	DATE
Bachelor of Science in Fisheries	Level 1 Accredited	December 10, 2021
Bachelor of Science in Marine Biology	Level 1 Accredited	December 10, 2021
Bachelor of Science in Teaching Arabic	Level 1 Accredited	December 10, 2021
Bachelor of Elementary Education	Level 1 Accredited	December 10, 2021
Bachelor of Secondary Education	Level 1 Accredited	December 10, 2021
Bachelor of Arts in Mathematics	Level 1 Accredited	December 10, 2021
Bachelor of Arts in History	Level 1 Accredited	December 10, 2021
Bachelor of Arts in English Language Studies	Level 1 Accredited	December 10, 2021
Bachelor of Arts in Political Science	Level 1 Accredited	December 10, 2021
Bachelor of Science in Information Technology	Level 1 Accredited	December 10, 2021
Bachelor of Arts in Islamic Studies	Preliminary Survey Visit	December 10, 2021
Bachelor of Science in Environmental Science	Preliminary Survey Visit	September 20, 2020
Bachelor of Arts in Statistics	Preliminary Survey Visit	September 20, 2020
Bachelor of Early Childhood Education	Preliminary Survey Visit	September 20, 2020

Level 1 Accreditation (Online Accreditation)

December 6-10, 2021





Preliminary Survey Visit (Online Accreditation)

September 14-20, 2020



ACCREDITING AGENCY OF CHARTERED COLLEGES
AND UNIVERSITIES IN THE PHILIPPINES (AACCUP), INC
4A-B Future Point Plaza 3, 111 Panay Avenue, South Triangle 1103, Quezon City
Tel.: (632) 9613317; 9611271 * Fax: (632) 9613316 * E-mail: mail@aaccupqa.org.ph

February 8, 2021

DR. MARY JOYCE G. SALI

Chancellor
Mindanao State University - TCTO
Sanga-Sanga, Bongao, Tawi-Tawi

Dear President Dr. Sali,

I am pleased to forward to you the Board Action of the following programs assessed by AACCUP on September 14-18, 2020:

Program/s	Majors/ Components	Level (Accreditation Status)	Date of Validity of This Accreditation
<i>Bongao Campus</i>			
1. BS in Fisheries		Candidate	Oct.1, 2020 – Sept.30, 2022
2. BS in Marine Biology		Candidate	Oct.1, 2020 – Sept.30, 2022
3. BS in Environmental Science		Candidate	Oct.1, 2020 – Sept.30, 2022
4. BS in Mathematics		Candidate	Oct.1, 2020 – Sept.30, 2022
5. BS in Statistics		Candidate	Oct.1, 2020 – Sept.30, 2022
6. AB in English Language Studies		Candidate	Oct.1, 2020 – Sept.30, 2022
7. Bachelor of Secondary Education		Candidate	Oct.1, 2020 – Sept.30, 2022
8. Bachelor of Elementary Education		Candidate	Oct.1, 2020 – Sept.30, 2022
9. Bachelor of Early Childhood Education		Candidate	Oct.1, 2020 – Sept.30, 2022
10. AB in History		Candidate	Oct.1, 2020 – Sept.30, 2022
11. AB in Political Science		Candidate	Oct.1, 2020 – Sept.30, 2022
12. BS in Teaching Arabic		Candidate	Oct.1, 2020 – Sept.30, 2022
13. BS in Information Technology		Candidate	Oct.1, 2020 – Sept.30, 2022


Attached is a copy of the Technical Review and Board Action of each of the above stated programs with the following information:

1. Summary of Ratings
2. Board Action, and
3. Suggestions to the SUC -- steps or measures to be taken to prepare the program for the next survey.

Warmest regards and congratulations!

Please acknowledge upon receipt.

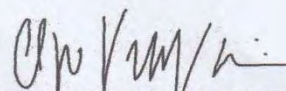
Very truly yours,


MILABEL E. HO, Ed.D.R.N.
Executive Director





Certified True & Correct,


AL-KWARIZHME S. ABDUSALAM
 Focal Person on Accreditation