

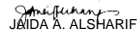
QUARTERLY REPORT OF REVENUE AND OTHER RECEIPTS

As at the Quarter Ending September 30, 2022

Department : State Universities and Colleges (SUCs)
 Agency : MSU-Tawi-Tawi College of Technology and Oceanography
 Operating Unit : < not applicable >
 Organization Code (UACS) : 08 111 000000
 Fund Cluster : 05 - Internally Generated Funds

Classification/Sources of Revenue and Other Receipts	UACS CODE	REVENUE TARGET (Annual) per BESF	Actual Revenue and Other Receipts Collections					Cumulative Remittance/Deposits to Date			Variance		Remarks
			1st Quarter Ending March 31	2nd Quarter Ending June 30	3rd Quarter Ending Sept. 30	4th Quarter Ending Dec. 31	Total	Remittance to BTR	Deposited with AGDB	TOTAL	Amount	%	
1	2	3	4	5	6	7	8=[(6+)-[7]-8+9]	9	10	11=(9+10)	12=(8-3)	13=(12/3)	14
Internally Generated Funds		7,478,000.00	2,113,511.33	7,849,525.33	990,287.94	0.00	10,953,324.60	0.00	10,953,324.60	10,953,324.60	3,475,324.60	46 %	
Non-Revenue Collections/Other Receipts		7,478,000.00	2,113,511.33	7,849,525.33	990,287.94	0.00	10,953,324.60	0.00	10,953,324.60	10,953,324.60	3,475,324.60	46 %	
Cash Receipts		7,478,000.00	2,113,511.33	7,849,525.33	990,287.94	0.00	10,953,324.60	0.00	10,953,324.60	10,953,324.60	3,475,324.60	46 %	
Non-Tax		7,478,000.00	2,113,511.33	7,849,525.33	990,287.94	0.00	10,953,324.60	0.00	10,953,324.60	10,953,324.60	3,475,324.60	46 %	
Other Permit Fees	4020101099	2,000.00	28,050.00	0.00	2,500.00	0.00	30,550.00	0.00	30,550.00	30,550.00	28,550.00	1,428 %	
Registration Fees	4020102000	39,000.00	7,300.00	136,900.00	50.00	0.00	144,250.00	0.00	144,250.00	144,250.00	105,250.00	270 %	
Clearance Fees	4020104001	1,000.00	200.00	3,870.00	0.00	0.00	4,070.00	0.00	4,070.00	4,070.00	3,070.00	307 %	
Certification Fees	4020104002	11,000.00	2,600.00	2,855.00	6,250.00	0.00	11,705.00	0.00	11,705.00	11,705.00	705.00	6 %	
Other Service Income	4020199099	1,000.00	623,856.45	91,520.00	54,820.00	0.00	770,196.45	0.00	770,196.45	770,196.45	769,196.45	76,920 %	
Tuition Fees	4020201001	1,671,000.00	574,450.00	4,497,982.36	43,582.00	0.00	5,116,014.36	0.00	5,116,014.36	5,116,014.36	3,445,014.36	206 %	
Income Collected from Students	4020201002	737,000.00	299,438.40	1,962,050.00	19,280.00	0.00	2,280,748.40	0.00	2,280,748.40	2,280,748.40	1,543,748.40	209 %	
Examination Fees	4020203000	205,000.00	0.00	0.00	3,300.00	0.00	3,300.00	0.00	3,300.00	3,300.00	(201,700.00)	-98 %	
Rent/Lease Income	4020205000	968,000.00	227,341.00	210,480.00	60,400.00	0.00	498,221.00	0.00	498,221.00	498,221.00	(469,779.00)	-49 %	
Medical Fees - Laboratory	4020217005	0.00	16,600.00	136,400.00	0.00	0.00	153,000.00	0.00	153,000.00	153,000.00	153,000.00	0 %	
Miscellaneous Income	4060999000	3,843,000.00	333,675.48	807,467.97	800,125.94	0.00	1,941,269.39	0.00	1,941,269.39	1,941,269.39	(1,901,730.61)	-49 %	
TOTAL		7,478,000.00	2,113,511.33	7,849,525.33	990,287.94	0.00	10,953,324.60	0.00	10,953,324.60	10,953,324.60	3,475,324.60	46 %	


Certified Correct:


 JAIDA A. ALSHARIF

Budget Officer

Date:

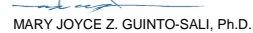
Certified Correct:


 RUKAYYA A. DARUL-SALIM, CPA

Chief Accountant

Date:

Approved By:


 MARY JOYCE Z. GUINTO-SALI, Ph.D.

Chancellor

Date:

Date: