


MONTHLY REPORT OF DISBURSEMENTS
For the month of May 2023


Department : State Universities and Colleges (SUCs)
 Agency/Entity : MSU-Tawi-Tawi College of Technology and Oceanography
 Operating Unit : < not applicable >
 Organization Code : 08 111 0000000
 (UACS)
 Fund Cluster : 01 - Regular Agency Fund


Particulars	Current Year Budget					Prior Year's Budget										SUB-TOTAL	Trust Liabilities				Grand Total					Remarks				
	PS	MOOE	FinEx	CO	TOTAL	Prior Year's Accounts Payable					Current Year's Accounts Payable						TOTAL	PS	MOOE	CO	TOTAL	PS	MOOE	FinEx	CO		TOTAL			
						7	8	9	10	11=(7+8+9+10)	12	13	14	15	16=(12+13+14+15)													17=(11+16)	18=(6+17)	19
CASH DISBURSEMENTS	69,958,328.06	12,928,661.63	0.00	3,073,298.22	85,960,287.91	0.00	0.00	0.00	0.00	0.00	0.00	0.00	0.00	0.00	0.00	0.00	0.00	0.00	0.00	85,960,287.91	0.00	0.00	0.00	0.00	69,958,328.06	12,928,661.63	0.00	3,073,298.22	85,960,287.91	
Notice of Cash Allocation (NCA)	69,958,328.06	12,928,661.63	0.00	3,073,298.22	85,960,287.91	0.00	0.00	0.00	0.00	0.00	0.00	0.00	0.00	0.00	0.00	0.00	0.00	0.00	0.00	85,960,287.91	0.00	0.00	0.00	0.00	69,958,328.06	12,928,661.63	0.00	3,073,298.22	85,960,287.91	
MDS Checks Issued	69,958,328.06	12,928,661.63	0.00	3,073,298.22	85,960,287.91	0.00	0.00	0.00	0.00	0.00	0.00	0.00	0.00	0.00	0.00	0.00	0.00	0.00	0.00	85,960,287.91	0.00	0.00	0.00	0.00	69,958,328.06	12,928,661.63	0.00	3,073,298.22	85,960,287.91	
Advice to Debit Account	0.00	0.00	0.00	0.00	0.00	0.00	0.00	0.00	0.00	0.00	0.00	0.00	0.00	0.00	0.00	0.00	0.00	0.00	0.00	0.00	0.00	0.00	0.00	0.00	0.00	0.00	0.00	0.00	0.00	
Notice of Transfer Allocations (NTA)	0.00	0.00	0.00	0.00	0.00	0.00	0.00	0.00	0.00	0.00	0.00	0.00	0.00	0.00	0.00	0.00	0.00	0.00	0.00	0.00	0.00	0.00	0.00	0.00	0.00	0.00	0.00	0.00	0.00	
MDS Checks Issued	0.00	0.00	0.00	0.00	0.00	0.00	0.00	0.00	0.00	0.00	0.00	0.00	0.00	0.00	0.00	0.00	0.00	0.00	0.00	0.00	0.00	0.00	0.00	0.00	0.00	0.00	0.00	0.00	0.00	
Advice to Debit Account	0.00	0.00	0.00	0.00	0.00	0.00	0.00	0.00	0.00	0.00	0.00	0.00	0.00	0.00	0.00	0.00	0.00	0.00	0.00	0.00	0.00	0.00	0.00	0.00	0.00	0.00	0.00	0.00	0.00	
Working Fund for FAPs	0.00	0.00	0.00	0.00	0.00	0.00	0.00	0.00	0.00	0.00	0.00	0.00	0.00	0.00	0.00	0.00	0.00	0.00	0.00	0.00	0.00	0.00	0.00	0.00	0.00	0.00	0.00	0.00	0.00	
Cash Disbursement Ceiling (CDC)	0.00	0.00	0.00	0.00	0.00	0.00	0.00	0.00	0.00	0.00	0.00	0.00	0.00	0.00	0.00	0.00	0.00	0.00	0.00	0.00	0.00	0.00	0.00	0.00	0.00	0.00	0.00	0.00	0.00	
TOTAL CASH DISBURSEMENTS	69,958,328.06	12,928,661.63	0.00	3,073,298.22	85,960,287.91	0.00	0.00	0.00	0.00	0.00	0.00	0.00	0.00	0.00	0.00	0.00	0.00	0.00	0.00	85,960,287.91	0.00	0.00	0.00	0.00	69,958,328.06	12,928,661.63	0.00	3,073,298.22	85,960,287.91	
NON-CASH DISBURSEMENTS	2,021,508.62	210,419.36	0.00	204,886.54	2,436,814.52	0.00	0.00	0.00	0.00	0.00	0.00	0.00	0.00	0.00	0.00	0.00	0.00	0.00	0.00	2,436,814.52	0.00	0.00	0.00	0.00	2,021,508.62	210,419.36	0.00	204,886.54	2,436,814.52	
Tax Remittance Advices Issued (TRA)	2,021,508.62	210,419.36	0.00	204,886.54	2,436,814.52	0.00	0.00	0.00	0.00	0.00	0.00	0.00	0.00	0.00	0.00	0.00	0.00	0.00	0.00	2,436,814.52	0.00	0.00	0.00	0.00	2,021,508.62	210,419.36	0.00	204,886.54	2,436,814.52	
Non-Cash Availment Authority (NCAA)	0.00	0.00	0.00	0.00	0.00	0.00	0.00	0.00	0.00	0.00	0.00	0.00	0.00	0.00	0.00	0.00	0.00	0.00	0.00	0.00	0.00	0.00	0.00	0.00	0.00	0.00	0.00	0.00	0.00	
Disbursements effected through outright deductions from claims (please specify...)	0.00	0.00	0.00	0.00	0.00	0.00	0.00	0.00	0.00	0.00	0.00	0.00	0.00	0.00	0.00	0.00	0.00	0.00	0.00	0.00	0.00	0.00	0.00	0.00	0.00	0.00	0.00	0.00	0.00	
Overpayment of expenses(e.g. personnel benefits)	0.00	0.00	0.00	0.00	0.00	0.00	0.00	0.00	0.00	0.00	0.00	0.00	0.00	0.00	0.00	0.00	0.00	0.00	0.00	0.00	0.00	0.00	0.00	0.00	0.00	0.00	0.00	0.00	0.00	
Restitution for loss of government property	0.00	0.00	0.00	0.00	0.00	0.00	0.00	0.00	0.00	0.00	0.00	0.00	0.00	0.00	0.00	0.00	0.00	0.00	0.00	0.00	0.00	0.00	0.00	0.00	0.00	0.00	0.00	0.00	0.00	
Liquidated damages and similar claims	0.00	0.00	0.00	0.00	0.00	0.00	0.00	0.00	0.00	0.00	0.00	0.00	0.00	0.00	0.00	0.00	0.00	0.00	0.00	0.00	0.00	0.00	0.00	0.00	0.00	0.00	0.00	0.00	0.00	
Others(TEF, BTR-Documentary Stamp Tax, etc.)	0.00	0.00	0.00	0.00	0.00	0.00	0.00	0.00	0.00	0.00	0.00	0.00	0.00	0.00	0.00	0.00	0.00	0.00	0.00	0.00	0.00	0.00	0.00	0.00	0.00	0.00	0.00	0.00	0.00	
TOTAL NON-CASH DISBURSEMENTS	2,021,508.62	210,419.36	0.00	204,886.54	2,436,814.52	0.00	0.00	0.00	0.00	0.00	0.00	0.00	0.00	0.00	0.00	0.00	0.00	0.00	0.00	2,436,814.52	0.00	0.00	0.00	0.00	2,021,508.62	210,419.36	0.00	204,886.54	2,436,814.52	
GRAND TOTAL	71,979,836.68	13,139,080.99	0.00	3,278,184.76	88,397,102.43	0.00	0.00	0.00	0.00	0.00	0.00	0.00	0.00	0.00	0.00	0.00	0.00	0.00	0.00	88,397,102.43	0.00	0.00	0.00	0.00	71,979,836.68	13,139,080.99	0.00	3,278,184.76	88,397,102.43	

Particulars	Previous Report	This Month	As at Date
(1)	(2)	(3)	(4)
Total Disbursement Authorities Received	68,591,240.22	83,125,814.52	151,717,054.74
NCA	66,371,000.00	80,689,000.00	147,060,000.00
NTA	0.00	0.00	0.00
Working Fund	0.00	0.00	0.00
TRA	2,220,240.22	2,436,814.52	4,657,054.74
CDC	0.00	0.00	0.00
NCAA	0.00	0.00	0.00
Less: Notice of Transfer of Allocations (NTA)* issued	0.00	0.00	0.00
Total Disbursement Authorities Available	68,591,240.22	83,125,814.52	151,717,054.74
Less:	0.00	0.00	0.00
Lapsed NCA	0.00	0.00	0.00
Disbursements	56,140,468.82	88,397,102.43	144,537,571.25
Less: Other Non-Cash Disbursements	0.00	0.00	0.00
Disbursements effected through outright deductions from claims	0.00	0.00	0.00
Overpayment of expenses(e.g. personnel benefits)	0.00	0.00	0.00
Restitution for loss of government property	0.00	0.00	0.00
Liquidated damages and similar claims	0.00	0.00	0.00
Others (e.g. TEF, BTR, Docs Stamp, etc.)	0.00	0.00	0.00
Add/Less: Adjustments (e.g. cancelled/staled checks)	0.00	0.00	0.00
Balance of Disbursement Authorities as at date	12,450,771.40	(5,271,287.91)	7,179,483.49
Total Disbursements Program	68,591,240.22	83,125,814.52	151,717,054.74
Less: *Actual Disbursements	56,140,468.82	88,397,102.43	144,537,571.25
(Over)/Under spending	12,450,771.40	(5,271,287.91)	7,179,483.49

Notes: * The use of NTA is discouraged
 Notes: ** Amounts should tally with the grand total disbursement (column 27).

Certified Correct:

JAIDA A. ALSHARIF, CPA
 Director, Budget Management
 Date:

Certified Correct:

RUKAYYA A. DARUL-SALIM, CPA
 Chief Accountant
 Date:

Approved By:

PROF. MARY JOYCE Z. GUINTO-SALI, Ph.D
 Chancellor
 Date