

SUMMARY OF APPROPRIATIONS, ALLOTMENTS, OBLIGATIONS, DISBURSEMENTS AND BALANCES BY OBJECT OF EXPENDITURES
As at the Quarter Ending March 31, 2023

Department : State Universities and Colleges (SUCs)
Agency : MSU-Tawi-Tawi College of Technology and Oceanography
Operating Unit : < not applicable >
Organization Code : 08 111 000000
Fund Cluster : 01 Regular Agency Fund

X	Current Year Appropriations
	Supplemental Appropriations
	Continuing Appropriations

(e.g. UACS Fund Cluster: 01-Regular Agency Fund, 02-Foreign Assisted Projects Fund, 03-Special Account-Locally Funded/Domestic Grants Fund, and 04-Special Account-Foreign Assisted/Foreign Grants Fund)

Particulars	UACS CODE	Appropriations			Allotments					Obligations				Disbursements				Balances					
		Authorized Appropriations	Adjustments (Transfer To/From, Modifications/ Augmentations)	Adjusted Appropriations	Allotments Received	Adjustments (Reductions, Modifications/ Augmentations)	Transfer To	Transfer From	Adjusted Allotments	1st Quarter Ending March 31	2nd Quarter Ending June 30	3rd Quarter Ending Sept. 30	4th Quarter Ending Dec. 31	TOTAL	1st Quarter Ending March 31	2nd Quarter Ending June 30	3rd Quarter Ending Sept. 30	4th Quarter Ending Dec. 31	TOTAL	Unreleased Appropriations	Unobligated Allotments	Unpaid Obligations (15-20)+(23+24)	
1	2	3	4	5=(3+4)	6	7	8	9	10=[(6+7)-8+9]	11	12	13	14	15=(11+12+13+14)	16	17	18	19	20=(16+17+18+19)	21=(5-10)	22=(10-15)	23	24
SUMMARY		732,152,000.00	0.00	732,152,000.00	708,587,000.00	0.00	0.00	0.00	708,587,000.00	153,734,471.55	0.00	0.00	0.00	153,734,471.55	144,329,316.11	0.00	0.00	0.00	144,329,316.11	23,565,000.00	554,852,528.45	0.00	9,405,155.44
A. AGENCY SPECIFIC BUDGET		684,350,000.00	0.00	684,350,000.00	660,785,000.00	0.00	0.00	0.00	660,785,000.00	141,783,471.55	0.00	0.00	0.00	141,783,471.55	132,378,316.11	0.00	0.00	0.00	132,378,316.11	23,565,000.00	519,001,528.45	0.00	9,405,155.44
Personnel Services		553,079,000.00	0.00	553,079,000.00	551,079,000.00	0.00	0.00	0.00	551,079,000.00	106,835,335.24	0.00	0.00	0.00	106,835,335.24	106,835,335.24	0.00	0.00	0.00	106,835,335.24	2,000,000.00	444,243,664.76	0.00	0.00
Salaries and Wages	501010000	408,630,000.00	0.00	408,630,000.00	408,630,000.00	0.00	0.00	0.00	408,630,000.00	95,888,335.24	0.00	0.00	0.00	95,888,335.24	95,888,335.24	0.00	0.00	0.00	95,888,335.24	0.00	312,741,664.76	0.00	0.00
Salaries and Wages - Regular	5010101000	398,348,000.00	0.00	398,348,000.00	398,348,000.00	0.00	0.00	0.00	398,348,000.00	92,317,835.24	0.00	0.00	0.00	92,317,835.24	92,317,835.24	0.00	0.00	0.00	92,317,835.24	0.00	306,030,164.76	0.00	0.00
Basic Salary - Civilian	5010101001	398,348,000.00	0.00	398,348,000.00	398,348,000.00	0.00	0.00	0.00	398,348,000.00	92,317,835.24	0.00	0.00	0.00	92,317,835.24	92,317,835.24	0.00	0.00	0.00	92,317,835.24	0.00	306,030,164.76	0.00	0.00
Salaries and Wages - Casual/Contractual	5010102000	10,282,000.00	0.00	10,282,000.00	10,282,000.00	0.00	0.00	0.00	10,282,000.00	3,570,500.00	0.00	0.00	0.00	3,570,500.00	3,570,500.00	0.00	0.00	0.00	3,570,500.00	0.00	6,711,500.00	0.00	0.00
Other Compensation	5010200000	104,934,000.00	0.00	104,934,000.00	104,934,000.00	0.00	0.00	0.00	104,934,000.00	6,171,500.00	0.00	0.00	0.00	6,171,500.00	6,171,500.00	0.00	0.00	0.00	6,171,500.00	0.00	98,762,500.00	0.00	0.00
Personal Economic Relief Allowance (PERA)	5010201000	21,144,000.00	0.00	21,144,000.00	21,144,000.00	0.00	0.00	0.00	21,144,000.00	5,286,000.00	0.00	0.00	0.00	5,286,000.00	5,286,000.00	0.00	0.00	0.00	5,286,000.00	0.00	15,858,000.00	0.00	0.00
PERA - Civilian	5010201001	21,144,000.00	0.00	21,144,000.00	21,144,000.00	0.00	0.00	0.00	21,144,000.00	5,286,000.00	0.00	0.00	0.00	5,286,000.00	5,286,000.00	0.00	0.00	0.00	5,286,000.00	0.00	15,858,000.00	0.00	0.00
Representation Allowance (RA)	5010202000	846,000.00	0.00	846,000.00	846,000.00	0.00	0.00	0.00	846,000.00	211,500.00	0.00	0.00	0.00	211,500.00	211,500.00	0.00	0.00	0.00	211,500.00	0.00	634,500.00	0.00	0.00
Transportation Allowance (TA)	5010203000	846,000.00	0.00	846,000.00	846,000.00	0.00	0.00	0.00	846,000.00	211,500.00	0.00	0.00	0.00	211,500.00	211,500.00	0.00	0.00	0.00	211,500.00	0.00	634,500.00	0.00	0.00
Transportation Allowance (TA)	5010203001	846,000.00	0.00	846,000.00	846,000.00	0.00	0.00	0.00	846,000.00	211,500.00	0.00	0.00	0.00	211,500.00	211,500.00	0.00	0.00	0.00	211,500.00	0.00	634,500.00	0.00	0.00
Clothing/Uniform Allowance	5010204000	5,286,000.00	0.00	5,286,000.00	5,286,000.00	0.00	0.00	0.00	5,286,000.00	0.00	0.00	0.00	0.00	0.00	0.00	0.00	0.00	0.00	0.00	0.00	5,286,000.00	0.00	0.00
Clothing/Uniform Allowance - Civilian	5010204001	5,286,000.00	0.00	5,286,000.00	5,286,000.00	0.00	0.00	0.00	5,286,000.00	0.00	0.00	0.00	0.00	0.00	0.00	0.00	0.00	0.00	0.00	0.00	5,286,000.00	0.00	0.00
Subsistence Allowance (SA)	5010205000	99,000.00	0.00	99,000.00	99,000.00	0.00	0.00	0.00	99,000.00	24,750.00	0.00	0.00	0.00	24,750.00	24,750.00	0.00	0.00	0.00	24,750.00	0.00	74,250.00	0.00	0.00
Subsistence Allowance - Magna Carta for Public Health Workers under R.A. 7305	5010205003	99,000.00	0.00	99,000.00	99,000.00	0.00	0.00	0.00	99,000.00	24,750.00	0.00	0.00	0.00	24,750.00	24,750.00	0.00	0.00	0.00	24,750.00	0.00	74,250.00	0.00	0.00
Honoraria	5010210000	1,511,000.00	0.00	1,511,000.00	1,511,000.00	0.00	0.00	0.00	1,511,000.00	437,750.00	0.00	0.00	0.00	437,750.00	437,750.00	0.00	0.00	0.00	437,750.00	0.00	1,073,250.00	0.00	0.00
Honoraria - Civilian	5010210001	1,511,000.00	0.00	1,511,000.00	1,511,000.00	0.00	0.00	0.00	1,511,000.00	437,750.00	0.00	0.00	0.00	437,750.00	437,750.00	0.00	0.00	0.00	437,750.00	0.00	1,073,250.00	0.00	0.00
Year End Bonus	5010214000	33,196,000.00	0.00	33,196,000.00	33,196,000.00	0.00	0.00	0.00	33,196,000.00	0.00	0.00	0.00	0.00	0.00	0.00	0.00	0.00	0.00	0.00	0.00	33,196,000.00	0.00	0.00
Bonus - Civilian	5010214001	33,196,000.00	0.00	33,196,000.00	33,196,000.00	0.00	0.00	0.00	33,196,000.00	0.00	0.00	0.00	0.00	0.00	0.00	0.00	0.00	0.00	0.00	0.00	33,196,000.00	0.00	0.00
Cash Gift	5010215000	4,405,000.00	0.00	4,405,000.00	4,405,000.00	0.00	0.00	0.00	4,405,000.00	0.00	0.00	0.00	0.00	0.00	0.00	0.00	0.00	0.00	0.00	0.00	4,405,000.00	0.00	0.00
Cash Gift - Civilian	5010215001	4,405,000.00	0.00	4,405,000.00	4,405,000.00	0.00	0.00	0.00	4,405,000.00	0.00	0.00	0.00	0.00	0.00	0.00	0.00	0.00	0.00	0.00	0.00	4,405,000.00	0.00	0.00
Mid-Year Bonus - Civilian	5010216000	33,196,000.00	0.00	33,196,000.00	33,196,000.00	0.00	0.00	0.00	33,196,000.00	0.00	0.00	0.00	0.00	0.00	0.00	0.00	0.00	0.00	0.00	0.00	33,196,000.00	0.00	0.00
Mid-Year Bonus - Civilian	5010216001	33,196,000.00	0.00	33,196,000.00	33,196,000.00	0.00	0.00	0.00	33,196,000.00	0.00	0.00	0.00	0.00	0.00	0.00	0.00	0.00	0.00	0.00	0.00	33,196,000.00	0.00	0.00
Other Bonuses and Allowances	5010299000	4,405,000.00	0.00	4,405,000.00	4,405,000.00	0.00	0.00	0.00	4,405,000.00	0.00	0.00	0.00	0.00	0.00	0.00	0.00	0.00	0.00	0.00	0.00	4,405,000.00	0.00	0.00
Productivity Enhancement Incentive - Civilian	5010299012	4,405,000.00	0.00	4,405,000.00	4,405,000.00	0.00	0.00	0.00	4,405,000.00	0.00	0.00	0.00	0.00	0.00	0.00	0.00	0.00	0.00	0.00	0.00	4,405,000.00	0.00	0.00
Personnel Benefit Contributions	5010300000	10,402,000.00	0.00	10,402,000.00	10,402,000.00	0.00	0.00	0.00	10,402,000.00	2,600,500.00	0.00	0.00	0.00	2,600,500.00	2,600,500.00	0.00	0.00	0.00	2,600,500.00	0.00	7,801,500.00	0.00	0.00
Pag-IBIG Contributions	5010302000	1,056,000.00	0.00	1,056,000.00	1,056,000.00	0.00	0.00	0.00	1,056,000.00	264,000.00	0.00	0.00	0.00	264,000.00	264,000.00	0.00	0.00	0.00	264,000.00	0.00	792,000.00	0.00	0.00
Pag-IBIG - Civilian	5010302001	1,056,000.00	0.00	1,056,000.00	1,056,000.00	0.00	0.00	0.00	1,056,000.00	264,000.00	0.00	0.00	0.00	264,000.00	264,000.00	0.00	0.00	0.00	264,000.00	0.00	792,000.00	0.00	0.00
PhilHealth Contributions	5010303000	8,290,000.00	0.00	8,290,000.00	8,290,000.00	0.00	0.00	0.00	8,290,000.00	2,072,500.00	0.00	0.00	0.00	2,072,500.00	2,072,500.00	0.00	0.00	0.00	2,072,500.00	0.00	6,217,500.00	0.00	0.00
PhilHealth - Civilian	5010303001	8,290,000.00	0.00	8,290,000.00	8,290,000.00	0.00	0.00	0.00	8,290,000.00	2,072,500.00	0.00	0.00	0.00	2,072,500.00	2,072,500.00	0.00	0.00	0.00	2,072,500.00	0.00	6,217,500.00	0.00	0.00
Employees Compensation Insurance Premiums	5010304000	1,056,000.00	0.00	1,056,000.00	1,056,000.00	0.00	0.00	0.00	1,056,000.00	264,000.00	0.00	0.00	0.00	264,000.00	264,000.00	0.00	0.00	0.00	264,000.00	0.00	792,000.00	0.00	0.00
ECIP - Civilian	5010304001	1,056,000.00	0.00	1,056,000.00	1,056,000.00	0.00	0.00	0.00	1,056,000.00	264,000.00	0.00	0.00	0.00	264,000.00	264,000.00	0.00	0.00	0.00	264,000.00	0.00	792,000.00	0.00	0.00
Other Personnel Benefits	5010400000	29,113,000.00	0.00	29,113,000.00	27,113,000.00	0.00	0.00	0.00	27,113,000.00	2,175,000.00	0.00	0.00	0.00	2,175,000.00	2,175,000.00	0.00	0.00	0.00	2,175,000.00	2,000,000.00	24,938,000.00	0.00	0.00
Terminal Leave Benefits	5010403000	23,387,000.00	0.00	23,387,000.00	23,387,000.00	0.00	0.00	0.00	23,387,000.00	1,476,000.00	0.00	0.00	0.0										

Department : State Universities and Colleges (SUCs)
 Agency : MSU-Tawi-Tawi College of Technology and Oceanography
 Operating Unit : < not applicable >
 Organization Code : 08 111 000000
 Fund Cluster : 01 Regular Agency Fund

X	Current Year Appropriations
	Supplemental Appropriations
	Continuing Appropriations

(e.g. UACS Fund Cluster: 01-Regular Agency Fund, 02-Foreign Assisted Projects Fund, 03-Special Account-Locally Funded/Domestic Grants Fund, and 04-Special Account-Foreign Assisted/Foreign Grants Fund)

Particulars	UACS CODE	Appropriations			Allotments					Obligations					Disbursements					Balances			
		Authorized Appropriations	Adjustments (Transfer 1 of From, Modifications/ Augmentations)	Adjusted Appropriations	Allotments Received	Adjustments (Reductions, Modifications/ Augmentations)	Transfer To	Transfer From	Adjusted Allotments	1st Quarter Ending March 31	2nd Quarter Ending June 30	3rd Quarter Ending Sept. 30	4th Quarter Ending Dec. 31	TOTAL	1st Quarter Ending March 31	2nd Quarter Ending June 30	3rd Quarter Ending Sept. 30	4th Quarter Ending Dec. 31	TOTAL	Unreleased Appropriations	Unobligated Allotments	Unpaid Obligations (15-20)-(23-24)	
		3	4	5=(3+4)	6	7	8	9	10=[(6+7)-8-9]	11	12	13	14	15=(11+12+13+14)	16	17	18	19	20=(16+17+18+19)	21=(5-10)	22=(10-15)	23	24
Lump-sum for Step Increments - Length of Service	5010499010	996,000.00	0.00	996,000.00	996,000.00	0.00	0.00	0.00	996,000.00	249,000.00	0.00	0.00	0.00	249,000.00	249,000.00	0.00	0.00	0.00	249,000.00	0.00	747,000.00	0.00	0.00
Loyalty Award - Civilian	5010499015	2,730,000.00	0.00	2,730,000.00	2,730,000.00	0.00	0.00	0.00	2,730,000.00	450,000.00	0.00	0.00	0.00	450,000.00	450,000.00	0.00	0.00	0.00	450,000.00	0.00	2,280,000.00	0.00	0.00
Maintenance and Other Operating Expenses		106,271,000.00	0.00	106,271,000.00	84,706,000.00	0.00	0.00	0.00	84,706,000.00	24,948,136.31	0.00	0.00	0.00	24,948,136.31	24,948,136.31	0.00	0.00	0.00	24,948,136.31	21,565,000.00	59,757,863.69	0.00	0.00
Traveling Expenses	5020100000	5,052,000.00	0.00	5,052,000.00	5,052,000.00	0.00	0.00	0.00	5,052,000.00	1,077,812.50	0.00	0.00	0.00	1,077,812.50	1,077,812.50	0.00	0.00	0.00	1,077,812.50	0.00	3,974,187.50	0.00	0.00
Traveling Expenses - Local	5020101000	5,052,000.00	0.00	5,052,000.00	5,052,000.00	0.00	0.00	0.00	5,052,000.00	1,077,812.50	0.00	0.00	0.00	1,077,812.50	1,077,812.50	0.00	0.00	0.00	1,077,812.50	0.00	3,974,187.50	0.00	0.00
Training and Scholarship Expenses	5020200000	17,680,000.00	0.00	17,680,000.00	17,680,000.00	0.00	0.00	0.00	17,680,000.00	5,234,812.50	0.00	0.00	0.00	5,234,812.50	5,234,812.50	0.00	0.00	0.00	5,234,812.50	0.00	12,445,187.50	0.00	0.00
Training Expenses	5020201002	5,080,000.00	0.00	5,080,000.00	5,080,000.00	0.00	0.00	0.00	5,080,000.00	1,084,812.50	0.00	0.00	0.00	1,084,812.50	1,084,812.50	0.00	0.00	0.00	1,084,812.50	0.00	3,995,187.50	0.00	0.00
Scholarship Grants/Expenses	5020202000	12,600,000.00	0.00	12,600,000.00	12,600,000.00	0.00	0.00	0.00	12,600,000.00	4,150,000.00	0.00	0.00	0.00	4,150,000.00	4,150,000.00	0.00	0.00	0.00	4,150,000.00	0.00	8,450,000.00	0.00	0.00
Supplies and Materials Expenses	5020300000	15,893,000.00	0.00	15,893,000.00	15,893,000.00	0.00	0.00	0.00	15,893,000.00	4,716,687.50	0.00	0.00	0.00	4,716,687.50	4,716,687.50	0.00	0.00	0.00	4,716,687.50	0.00	11,176,312.50	0.00	0.00
Office Supplies Expenses	5020301000	7,702,000.00	0.00	7,702,000.00	7,702,000.00	0.00	0.00	0.00	7,702,000.00	2,530,125.00	0.00	0.00	0.00	2,530,125.00	2,530,125.00	0.00	0.00	0.00	2,530,125.00	0.00	5,171,875.00	0.00	0.00
ICT Office Supplies	5020301001	802,000.00	0.00	802,000.00	802,000.00	0.00	0.00	0.00	802,000.00	175,500.00	0.00	0.00	0.00	175,500.00	175,500.00	0.00	0.00	0.00	175,500.00	0.00	626,500.00	0.00	0.00
Office Supplies Expenses	5020301002	6,900,000.00	0.00	6,900,000.00	6,900,000.00	0.00	0.00	0.00	6,900,000.00	2,354,625.00	0.00	0.00	0.00	2,354,625.00	2,354,625.00	0.00	0.00	0.00	2,354,625.00	0.00	4,545,375.00	0.00	0.00
Food Supplies Expenses	5020305000	600,000.00	0.00	600,000.00	600,000.00	0.00	0.00	0.00	600,000.00	150,000.00	0.00	0.00	0.00	150,000.00	150,000.00	0.00	0.00	0.00	150,000.00	0.00	450,000.00	0.00	0.00
Drugs and Medicines Expenses	5020307000	1,000,000.00	0.00	1,000,000.00	1,000,000.00	0.00	0.00	0.00	1,000,000.00	500,000.00	0.00	0.00	0.00	500,000.00	500,000.00	0.00	0.00	0.00	500,000.00	0.00	500,000.00	0.00	0.00
Medical, Dental and Laboratory Supplies Expenses	5020308000	500,000.00	0.00	500,000.00	500,000.00	0.00	0.00	0.00	500,000.00	125,000.00	0.00	0.00	0.00	125,000.00	125,000.00	0.00	0.00	0.00	125,000.00	0.00	375,000.00	0.00	0.00
Textbooks and Instructional Materials Expenses	5020311000	132,000.00	0.00	132,000.00	132,000.00	0.00	0.00	0.00	132,000.00	132,000.00	0.00	0.00	0.00	132,000.00	132,000.00	0.00	0.00	0.00	132,000.00	0.00	0.00	0.00	0.00
Textbooks and Instructional Materials Expenses	5020311001	132,000.00	0.00	132,000.00	132,000.00	0.00	0.00	0.00	132,000.00	132,000.00	0.00	0.00	0.00	132,000.00	132,000.00	0.00	0.00	0.00	132,000.00	0.00	0.00	0.00	0.00
Semi-Expendable Furniture, Fixtures and Books	5020322000	2,517,000.00	0.00	2,517,000.00	2,517,000.00	0.00	0.00	0.00	2,517,000.00	444,062.50	0.00	0.00	0.00	444,062.50	444,062.50	0.00	0.00	0.00	444,062.50	0.00	2,072,937.50	0.00	0.00
Furniture and Fixtures	5020322001	2,517,000.00	0.00	2,517,000.00	2,517,000.00	0.00	0.00	0.00	2,517,000.00	444,062.50	0.00	0.00	0.00	444,062.50	444,062.50	0.00	0.00	0.00	444,062.50	0.00	2,072,937.50	0.00	0.00
Other Supplies and Materials Expenses	5020399000	3,442,000.00	0.00	3,442,000.00	3,442,000.00	0.00	0.00	0.00	3,442,000.00	835,500.00	0.00	0.00	0.00	835,500.00	835,500.00	0.00	0.00	0.00	835,500.00	0.00	2,606,500.00	0.00	0.00
Utility Expenses	5020400000	19,220,000.00	0.00	19,220,000.00	19,220,000.00	0.00	0.00	0.00	19,220,000.00	4,359,625.00	0.00	0.00	0.00	4,359,625.00	4,359,625.00	0.00	0.00	0.00	4,359,625.00	0.00	14,860,375.00	0.00	0.00
Water Expenses	5020401000	3,450,000.00	0.00	3,450,000.00	3,450,000.00	0.00	0.00	0.00	3,450,000.00	787,500.00	0.00	0.00	0.00	787,500.00	787,500.00	0.00	0.00	0.00	787,500.00	0.00	2,662,500.00	0.00	0.00
Electricity Expenses	5020402000	15,770,000.00	0.00	15,770,000.00	15,770,000.00	0.00	0.00	0.00	15,770,000.00	3,572,125.00	0.00	0.00	0.00	3,572,125.00	3,572,125.00	0.00	0.00	0.00	3,572,125.00	0.00	12,197,875.00	0.00	0.00
Communication Expenses	5020500000	4,348,000.00	0.00	4,348,000.00	4,348,000.00	0.00	0.00	0.00	4,348,000.00	1,087,000.00	0.00	0.00	0.00	1,087,000.00	1,087,000.00	0.00	0.00	0.00	1,087,000.00	0.00	3,261,000.00	0.00	0.00
Telephone Expenses	5020502000	818,000.00	0.00	818,000.00	818,000.00	0.00	0.00	0.00	818,000.00	204,500.00	0.00	0.00	0.00	204,500.00	204,500.00	0.00	0.00	0.00	204,500.00	0.00	613,500.00	0.00	0.00
Mobile	5020502001	348,000.00	0.00	348,000.00	348,000.00	0.00	0.00	0.00	348,000.00	87,000.00	0.00	0.00	0.00	87,000.00	87,000.00	0.00	0.00	0.00	87,000.00	0.00	261,000.00	0.00	0.00
Landline	5020502002	470,000.00	0.00	470,000.00	470,000.00	0.00	0.00	0.00	470,000.00	117,500.00	0.00	0.00	0.00	117,500.00	117,500.00	0.00	0.00	0.00	117,500.00	0.00	352,500.00	0.00	0.00
Internet Subscription Expenses	5020503000	3,530,000.00	0.00	3,530,000.00	3,530,000.00	0.00	0.00	0.00	3,530,000.00	882,500.00	0.00	0.00	0.00	882,500.00	882,500.00	0.00	0.00	0.00	882,500.00	0.00	2,647,500.00	0.00	0.00
Survey, Research, Exploration and Development	5020700000	3,270,000.00	0.00	3,270,000.00	1,270,000.00	0.00	0.00	0.00	1,270,000.00	317,500.00	0.00	0.00	0.00	317,500.00	317,500.00	0.00	0.00	0.00	317,500.00	2,000,000.00	952,500.00	0.00	0.00
Research, Exploration and Development Expenses	5020702000	3,270,000.00	0.00	3,270,000.00	1,270,000.00	0.00	0.00	0.00	1,270,000.00	317,500.00	0.00	0.00	0.00	317,500.00	317,500.00	0.00	0.00	0.00	317,500.00	2,000,000.00	952,500.00	0.00	0.00
Research, Exploration and Development Expenses	5020702002	3,270,000.00	0.00	3,270,000.00	1,270,000.00	0.00	0.00	0.00	1,270,000.00	317,500.00	0.00	0.00	0.00	317,500.00	317,500.00	0.00	0.00	0.00	317,500.00	2,000,000.00	952,500.00	0.00	0.00
Professional Services	5021100000	940,000.00	0.00	940,000.00	940,000.00	0.00	0.00	0.00	940,000.00	275,000.00	0.00	0.00	0.00	275,000.00	275,000.00	0.00	0.00	0.00	275,000.00	0.00	665,000.00	0.00	0.00


Department : State Universities and Colleges (SUCs)
 Agency : MSU-Tawi-Tawi College of Technology and Oceanography
 Operating Unit : < not applicable >
 Organization Code : 08 111 000000
 Fund Cluster : 01 Regular Agency Fund

X	Current Year Appropriations
	Supplemental Appropriations
	Continuing Appropriations


(e.g. UACS Fund Cluster: 01-Regular Agency Fund, 02-Foreign Assisted Projects Fund, 03-Special Account-Locally Funded/Domestic Grants Fund, and 04-Special Account-Foreign Assisted/Foreign Grants Fund)

Particulars	UACS CODE	Appropriations			Allotments					Obligations					Disbursements				Balances				
		Authorized Appropriations	Adjustments (Transfer To/From, Modifications/Augmentations)	Adjusted Appropriations	Allotments Received	Adjustments (Reductions, Modifications/Augmentations)	Transfer To	Transfer From	Adjusted Allotments	1st Quarter Ending March 31	2nd Quarter Ending June 30	3rd Quarter Ending Sept. 30	4th Quarter Ending Dec. 31	TOTAL	1st Quarter Ending March 31	2nd Quarter Ending June 30	3rd Quarter Ending Sept. 30	4th Quarter Ending Dec. 31	TOTAL	Unreleased Appropriations	Unobligated Allotments	Unpaid Obligations (15-20)=(23+24)	
		3	4	5=(3+4)	6	7	8	9	10=[(6+(-)7)-8+9]	11	12	13	14	15=(11+12+13+14)	16	17	18	19	20=(16+17+18+19)	21=(5-10)	22=(10-15)	23	24
Other Professional Services	5021199000	940,000.00	0.00	940,000.00	940,000.00	0.00	0.00	0.00	940,000.00	275,000.00	0.00	0.00	0.00	275,000.00	275,000.00	0.00	0.00	0.00	275,000.00	0.00	665,000.00	0.00	0.00
General Services	5021200000	2,302,000.00	0.00	2,302,000.00	2,302,000.00	0.00	0.00	0.00	2,302,000.00	748,500.00	0.00	0.00	0.00	748,500.00	748,500.00	0.00	0.00	0.00	748,500.00	0.00	1,553,500.00	0.00	0.00
Other General Services	5021299000	2,302,000.00	0.00	2,302,000.00	2,302,000.00	0.00	0.00	0.00	2,302,000.00	748,500.00	0.00	0.00	0.00	748,500.00	748,500.00	0.00	0.00	0.00	748,500.00	0.00	1,553,500.00	0.00	0.00
Other General Services	5021299099	2,302,000.00	0.00	2,302,000.00	2,302,000.00	0.00	0.00	0.00	2,302,000.00	748,500.00	0.00	0.00	0.00	748,500.00	748,500.00	0.00	0.00	0.00	748,500.00	0.00	1,553,500.00	0.00	0.00
Repairs and Maintenance	5021300000	7,791,000.00	0.00	7,791,000.00	7,791,000.00	0.00	0.00	0.00	7,791,000.00	2,916,857.50	0.00	0.00	0.00	2,916,857.50	2,916,857.50	0.00	0.00	0.00	2,916,857.50	0.00	4,874,142.50	0.00	0.00
Repairs and Maintenance - Buildings and Other	5021304000	6,200,000.00	0.00	6,200,000.00	6,200,000.00	0.00	0.00	0.00	6,200,000.00	2,419,107.50	0.00	0.00	0.00	2,419,107.50	2,419,107.50	0.00	0.00	0.00	2,419,107.50	0.00	3,780,892.50	0.00	0.00
Buildings	5021304001	2,700,000.00	0.00	2,700,000.00	2,700,000.00	0.00	0.00	0.00	2,700,000.00	1,410,295.00	0.00	0.00	0.00	1,410,295.00	1,410,295.00	0.00	0.00	0.00	1,410,295.00	0.00	1,289,705.00	0.00	0.00
School Buildings	5021304002	3,500,000.00	0.00	3,500,000.00	3,500,000.00	0.00	0.00	0.00	3,500,000.00	1,008,812.50	0.00	0.00	0.00	1,008,812.50	1,008,812.50	0.00	0.00	0.00	1,008,812.50	0.00	2,491,187.50	0.00	0.00
Repairs and Maintenance - Other Property, Plant	5021399000	1,591,000.00	0.00	1,591,000.00	1,591,000.00	0.00	0.00	0.00	1,591,000.00	497,750.00	0.00	0.00	0.00	497,750.00	497,750.00	0.00	0.00	0.00	497,750.00	0.00	1,093,250.00	0.00	0.00
Other Property, Plant and Equipment	5021399099	1,591,000.00	0.00	1,591,000.00	1,591,000.00	0.00	0.00	0.00	1,591,000.00	497,750.00	0.00	0.00	0.00	497,750.00	497,750.00	0.00	0.00	0.00	497,750.00	0.00	1,093,250.00	0.00	0.00
Financial Assistance/Subsidy	5021400000	16,565,000.00	0.00	16,565,000.00	0.00	0.00	0.00	0.00	0.00	0.00	0.00	0.00	0.00	0.00	0.00	0.00	0.00	0.00	0.00	16,565,000.00	0.00	0.00	0.00
Subsidies - Others	5021499000	16,565,000.00	0.00	16,565,000.00	0.00	0.00	0.00	0.00	0.00	0.00	0.00	0.00	0.00	0.00	0.00	0.00	0.00	0.00	0.00	16,565,000.00	0.00	0.00	0.00
Other Maintenance and Operating Expenses	5029900000	13,210,000.00	0.00	13,210,000.00	10,210,000.00	0.00	0.00	0.00	10,210,000.00	4,214,341.31	0.00	0.00	0.00	4,214,341.31	4,214,341.31	0.00	0.00	0.00	4,214,341.31	3,000,000.00	5,995,658.69	0.00	0.00
Advertising Expenses	5029901000	400,000.00	0.00	400,000.00	400,000.00	0.00	0.00	0.00	400,000.00	100,000.00	0.00	0.00	0.00	100,000.00	100,000.00	0.00	0.00	0.00	100,000.00	0.00	300,000.00	0.00	0.00
Printing and Publication Expenses	5029902000	805,000.00	0.00	805,000.00	805,000.00	0.00	0.00	0.00	805,000.00	201,250.00	0.00	0.00	0.00	201,250.00	201,250.00	0.00	0.00	0.00	201,250.00	0.00	603,750.00	0.00	0.00
Representation Expenses	5029903000	600,000.00	0.00	600,000.00	600,000.00	0.00	0.00	0.00	600,000.00	150,000.00	0.00	0.00	0.00	150,000.00	150,000.00	0.00	0.00	0.00	150,000.00	0.00	450,000.00	0.00	0.00
Other Maintenance and Operating Expenses	5029999000	11,405,000.00	0.00	11,405,000.00	8,405,000.00	0.00	0.00	0.00	8,405,000.00	3,763,091.31	0.00	0.00	0.00	3,763,091.31	3,763,091.31	0.00	0.00	0.00	3,763,091.31	3,000,000.00	4,641,908.69	0.00	0.00
Other Maintenance and Operating Expenses	5029999099	11,405,000.00	0.00	11,405,000.00	8,405,000.00	0.00	0.00	0.00	8,405,000.00	3,763,091.31	0.00	0.00	0.00	3,763,091.31	3,763,091.31	0.00	0.00	0.00	3,763,091.31	3,000,000.00	4,641,908.69	0.00	0.00
Capital Outlays		25,000,000.00	0.00	25,000,000.00	25,000,000.00	0.00	0.00	0.00	25,000,000.00	10,000,000.00	0.00	0.00	0.00	10,000,000.00	594,844.56	0.00	0.00	0.00	594,844.56	0.00	15,000,000.00	0.00	9,405,155.44
Property, Plant and Equipment Outlay	5060400000	25,000,000.00	0.00	25,000,000.00	25,000,000.00	0.00	0.00	0.00	25,000,000.00	10,000,000.00	0.00	0.00	0.00	10,000,000.00	594,844.56	0.00	0.00	0.00	594,844.56	0.00	15,000,000.00	0.00	9,405,155.44
Buildings and Other Structures	5060404000	25,000,000.00	0.00	25,000,000.00	25,000,000.00	0.00	0.00	0.00	25,000,000.00	10,000,000.00	0.00	0.00	0.00	10,000,000.00	594,844.56	0.00	0.00	0.00	594,844.56	0.00	15,000,000.00	0.00	9,405,155.44
School Buildings	5060404002	25,000,000.00	0.00	25,000,000.00	25,000,000.00	0.00	0.00	0.00	25,000,000.00	10,000,000.00	0.00	0.00	0.00	10,000,000.00	594,844.56	0.00	0.00	0.00	594,844.56	0.00	15,000,000.00	0.00	9,405,155.44
B. AUTOMATIC APPROPRIATIONS		47,802,000.00	0.00	47,802,000.00	47,802,000.00	0.00	0.00	0.00	47,802,000.00	11,951,000.00	0.00	0.00	0.00	11,951,000.00	11,951,000.00	0.00	0.00	0.00	11,951,000.00	0.00	35,851,000.00	0.00	0.00
Retirement and Life Insurance Premiums		47,802,000.00	0.00	47,802,000.00	47,802,000.00	0.00	0.00	0.00	47,802,000.00	11,951,000.00	0.00	0.00	0.00	11,951,000.00	11,951,000.00	0.00	0.00	0.00	11,951,000.00	0.00	35,851,000.00	0.00	0.00
GRAND TOTAL		732,152,000.00	0.00	732,152,000.00	708,587,000.00	0.00	0.00	0.00	708,587,000.00	153,734,471.55	0.00	0.00	0.00	153,734,471.55	144,329,316.11	0.00	0.00	0.00	144,329,316.11	23,565,000.00	554,852,528.45	0.00	9,405,155.44


Certified Correct:


 ALSHARIF JAIDA ALIH
 Budget Officer
 Date: 2023-04-29 15:31

Certified Correct:


 DARUL RUKAYYA ABDURAHMAN
 Accountant
 Date: 2023-04-29 15:35:32

Approved By:


 GUINTO-SALI MARY JOYCE ZITA
 Agency Head
 Date: 2023-04-29 15:37:57